













The importance of individual-to-society feedbacks in animal ecology and evolution

Maurício Cantor^{1,2,3,4,5,6}  | Adriana A. Maldonado-Chaparro^{1,2,3}  | Kristina B. Beck⁷  |
Hanja B. Brandl^{1,2,3}  | Gerald G. Carter^{1,8}  | Peng He^{1,2,3}  | Friederike Hillemann⁹  |
James A. Klarevas-Irby^{2,3,10}  | Mina Ogino^{2,3}  | Danai Papageorgiou^{1,2,3}  |
Lea Prox^{2,11,12}  | Damien R. Farine^{1,2,3} 

¹Department of Collective Behaviour, Max Planck Institute of Animal Behavior, Radolfzell, Germany; ²Department of Biology, University of Konstanz, Konstanz, Germany; ³Centre for the Advanced Study of Collective Behaviour, University of Konstanz, Konstanz, Germany; ⁴Departamento de Ecologia e Zoologia, Universidade Federal de Santa Catarina, Florianópolis, Brazil; ⁵Centro de Estudos do Mar, Universidade Federal do Paraná, Pontal do Paraná, Brazil; ⁶Max-Planck-Gesellschaft zur Förderung der Wissenschaften e.V.; ⁷Department of Behavioural Ecology and Evolutionary Genetics, Max Planck Institute for Ornithology, Seewiesen, Germany; ⁸Department of Evolution, Ecology and Organismal Biology, The Ohio State University, Columbus, OH, USA; ⁹Edward Grey Institute of Field Ornithology, Department of Zoology, University of Oxford, Oxford, UK; ¹⁰Department of Migration, Max Planck Institute of Animal Behavior, Konstanz, Germany; ¹¹Department of Sociobiology/Anthropology, Johann-Friedrich-Blumenbach Institute of Zoology & Anthropology, University of Göttingen, Göttingen, Germany and ¹²Behavioral Ecology & Sociobiology Unit, German Primate Center, Göttingen, Germany

Correspondence

Damien R. Farine
Email: dfarine@ab.mpg.de

Maurício Cantor
Email: m.cantor@gmail.com

Present address

Maurício Cantor, Department for the Ecology of Animal Societies, Max Planck Institute of Animal Behavior, Radolfzell, Germany

Adriana A. Maldonado-Chaparro,
Department of Biology, Faculty of Natural Sciences, Universidad del Rosario, Bogotá, Colombia

Funding information

Max-Planck-Gesellschaft; Natural Environment Research Council, Grant/Award Number: 1654580; Coordenação de Aperfeiçoamento de Pessoal de Nível Superior, Grant/Award Number: 88881.170254/2018-01; Deutscher Akademischer Austauschdienst; Alexander von Humboldt-Stiftung;

Abstract

1. The social decisions that individuals make—who to interact with and how frequently—give rise to social structure. The resulting social structure then determines how individuals interact with their surroundings—resources and risks, pathogens and predators, competitors and cooperators.
2. However, despite intensive research on (a) how individuals make social decisions and (b) how social structure shapes social processes (e.g. cooperation, competition and conflict), there are still few studies linking these two perspectives. These perspectives represent two halves of a feedback loop: individual behaviour scales up to define the social environment, and this environment, in turn, feeds back by shaping the selective agents that drive individual behaviour.
3. We first review well-established research areas that have captured both elements of this feedback loop—host–pathogen dynamics and cultural transmission. We then highlight areas where social structure is well studied but the two perspectives remain largely disconnected. Finally, we synthesise existing research on 14 distinct research topics to identify new prospects where the interplay between social structure and social processes are likely to be important but remain largely unexplored.

Maurício Cantor and Adriana A. Maldonado-Chaparro are contributed equally.

Kristina B. Beck, Hanja B. Brandl, Gerald G. Carter, Peng He, Friederike Hillemann, James A. Klarevas-Irby, Mina Ogino, Danai Papageorgiou and Lea Prox alphabetical order.

[Correction added on 26th October 2020, after first online publication: Present address details added for Adriana A. Maldonado-Chaparro].

[Correction added on 11 January 2021, after first online publication: Affiliation added for Maurício Cantor, and additional corresponding author added].

This is an open access article under the terms of the Creative Commons Attribution License, which permits use, distribution and reproduction in any medium, provided the original work is properly cited.

© 2020 The Authors. *Journal of Animal Ecology* published by John Wiley & Sons Ltd on behalf of British Ecological Society

China Scholarship Council, Grant/Award Number: 201706100183; H2020 European Research Council, Grant/Award Number: 850859; Deutsche Forschungsgemeinschaft, Grant/Award Number: FA 1420/4-1; Centre for the Advanced Study of Collective Behaviour, Grant/Award Number: 422037984

Handling Editor: Eric Vander-Wal

4. Our review shows that the inherent links between individuals' traits, their social decisions, social structure and social evolution, warrant more consideration. By mapping the existing and missing connections among many research areas, our review highlights where explicitly considering social structure and the individual-to-society feedbacks can reveal new dimensions to old questions in ecology and evolution.

KEYWORDS

coevolution, fitness, group-living, individual differences, social evolution, social networks, social structure, social transmission

1 | INTRODUCTION

Social interactions are a crucial component of animals' environments. As animals move and interact with others, they generate an ever-changing social web. Within this web, each individual experiences a unique social environment, and contributes to the social environment of others. The characteristics of the individuals' social environment can have profound implications for their reproduction and survival (e.g. Alberts, 2019, and references therein). For example, an individual's mating opportunities, or risk of contracting a disease, depends on its connections to other individuals. Explicitly accounting for the patterns of connections that form individuals' social environment—how connections are formed, maintained and their short- and long-term consequences—represents a foundational shift in biological thinking in ecology and evolution (Kurvers, Krause, Croft, Wilson, & Wolf, 2014; Wilson, 1975). Such thinking represents a move away from models and assumptions that all individuals are connected (or connected equally) with one-another. However, this accounting has traditionally been done by asking questions from one of two perspectives: (a) how do individuals' traits influence their position in their social environment? and (b) how does population structure shape social processes, such as cooperation, competition, conflicts and risks? Yet, these two perspectives are not independent. Individual behaviour scales up to define the social structure of the population; the resulting social structure, in turn, feeds back onto individuals' lives by modulating processes that can shape their fitness. Thus, these two perspectives represent two halves of a feedback loop (Figure 1a).

Studies over the past decades have substantially advanced our understanding of the mechanisms by which social structure—the content, quality and patterning of social connections among individuals in a population (Hinde, 1976)—arises, and how social structure shapes social processes (Sueur, Romano, Sosa, & Puga-Gonzalez, 2019). For example, (dis)assortativity around individual traits and states—for example, genetic relatedness, sex, age, dominance, promiscuity, behavioural repertoire—can influence social interactions (Croft et al., 2009; Farine, Montiglio, & Spiegel, 2015; McDonald, Spurgin, Fairfield, Richardson, & Pizzari, 2019; Pike, Samanta, Lindstrom, & Royle, 2008); early-life conditions affect adult social decisions (Farine, Spencer, & Boogert, 2015); and the

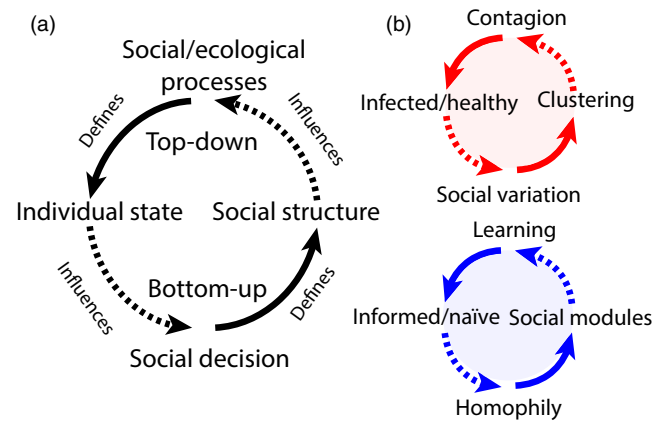


FIGURE 1 The individual-to-society feedback. (a) A generalised feedback loop between individual states and social structure considering that animals and their societies are linked. Bottom-up influences represent social decisions that contribute to the resulting social structure. Top-down influences are the effects of social structure (i.e. the distribution of social ties among individuals) on social and ecological processes that ultimately determine the state of the individuals. (b) Individual-to-society feedbacks illustrated for pathogen (top) and information transmission (bottom). Whether or not individuals are infected by a pathogen or parasite can influence the number of social connections they have, shaping social structure, which will define properties of spread in populations (including pathogen traits), and ultimately determine the future state of individuals (infected or healthy). Similarly, individuals that are informed or naïve to a behavioural tactic can have a higher tendency to interact among themselves (homophily), shaping the population into social modules; such modular structure will define how the tactic will spread in the population via learning and ultimately define the future state of individuals (informed or naïve)

social environment can affect collective decision-making (Palacios-Romo, Castellanos, & Ramos-Fernandez, 2019; Strandburg-Peshkin, Farine, Crofoot, & Couzin, 2017) or dispersal and recruitment (Armansin et al., 2020; Ilany, Barocas, Koren, Kam, & Geffen, 2013; McDonald, 2007). Sometimes, who individuals are connected to, or the overall structure of populations, can also simply arise from limitations in where individuals can move and, therefore, who they can encounter (e.g. He, Maldonado-Chaparro, & Farine, 2019). There is also an increasing understanding of how social structure shapes

BOX 1 Identifying potential and realised connections in individual-to-society feedback loops

Over the past two decades, the two major perspectives in animal behaviour—the ethological approach concerned with its evolutionary causation and the behavioural ecology approach concerned with its functions and fitness consequences—have been bridged by network-thinking (Whitehead, 2008). The bulk of work on causes and consequences of animal social structures, especially the recent cohort of studies inspired by network theory, have depicted social structure as being static, overlooking the inherent dynamism of any social system (Pinter-Wollman et al., 2014). Both individuals and societies are dynamic systems. Over time, societies can change in size and composition and the distribution of social relationships can be restructured (Shizuka & Johnson, 2020). At the same time, each individual is in itself a dynamic system, changing states over time. For instance, through the course of their lives individuals learn from the environment and/or their peers (Kulahci & Quinn, 2019), change in behavioural motivations as they cross life stages (e.g. Berman, 1982), and grow in social competency as they mature within their social environments (Taborsky & Oliveira, 2012). Thus, societies are rewired as new individuals enter and old ones change or leave; as new social ties are formed and old ones collapse. These social dynamics, when accounted for, are typically considered independently from one another, although they are best considered as bidirectional (Farine, 2018; Gross & Blasius, 2008).

Feedback loops between individuals and societies mean that the evolution of social structure and the state of the individuals reciprocally influence each other (Figure 1). In this review, we look at linkages between multiple drivers of individual state and the processes influenced by social structure, and where new connections can be made. To highlight the strong existing connections and identify the general gaps in individual-to-society feedback loops, we reviewed the literature addressing causes and consequences of animal social structures.

We first identified 14 of the common and emerging research topics in the study of animal social structures, and then quantified how many publications addressed each topic together and separately (Figure 2). Although the use of network methods in the field of animal behaviour dates back to the 1970s (Brent, Lehmann, & Ramos-Fernández, 2011), our focus is on the last decade when network methodology gained popularity due to the publication of two influential books (Croft, James, & Krause, 2008; Croft, Madden, Franks, & James, 2011; Farine & O'Hara, 2013; Farine & Whitehead, 2015; Whitehead, 2008, 2009). We based our search on original peer-reviewed papers on identifying the studies citing the most influential methodological (Croft et al., 2008, 2011; Farine, 2013; Farine & Whitehead, 2015; Whitehead, 2008, 2009) and review papers (Krause, Lusseau, & James, 2009; Pinter-Wollman et al., 2014; Sih, Hanser, & McHugh, 2009; Wey, Blumstein, Shen, & Jordán, 2008) on animal social network analysis. We extracted the citations of these influential publications from the Web of Science database on the 10th of July 2020. The initial search yielded 1885 citations. After removing duplicates and 276 review articles and book chapters, we analysed a total of 952 original peer-reviewed articles. We then analysed the title and keywords of these articles to quantify which contained each of the 14 research topics (and closely related terms, e.g. 'relatedness', 'kinship', 'kin'; see Supporting Information S1). We then generated a network depicting edges as the co-occurrence of topics in the same articles (Figure 2).

The cumulative publication networks revealed a core of well-connected research topics along with a set of more peripheral topics (Figure 2). The most studied topics in the last 12 years include bottom-up drivers of individual states (e.g. 'relatedness', 'dominance'), while the top-down influences are usually underrepresented (e.g. 'social stability and resilience', 'early-life conditions'). Well-known cross-disciplinary research is represented by strong links (e.g. 'relatedness'—'cooperative behaviour' and 'mating systems'—'sexual and social selection'). The rapid increase in publications is clear from the accumulation of published articles by the end of each of the three periods (2009–2012: $n = 118$; 2009–2016: $n = 390$; 2009–2020: $n = 936$; Figure 2). There was a visible increase in network connectivity from 2009–2012 (connectivity = 18.7%) to 2009–2016 (33.0%), but this largely stagnated over the following years 2009–2020 (39.6%) even though the number of articles more than doubled (Figure 2). These patterns suggest some branching out from the first to the second period, and greater focus on classical topics (e.g. 'dominance', 'cooperative behaviour'), and somewhat less exploitation of new areas in the last period. Some exceptions are 'cultural transmission' and 'social stability and resilience', whose degrees increased from 0 to 7 and 1 to 4 respectively.

Importantly, our analysis reveals that there are still under-represented and weakly connected topics, revealing promising areas for further cross-disciplinary research. Among the missing links, we highlight (a) the completely disconnected topic 'predator-prey dynamics'; (b) the potential links from 'social inheritance' to 'dominance', to 'relatedness' and to 'information and cultural transmission'; and (c) all potential links among the topics 'early-life conditions', 'dispersal', 'social stability' and 'physiological interactions and stress transmission'. Among the weak links, we highlight (d) those to and from 'social stability and resilience', (e) links from 'social inheritance' to 'dispersal', as well as (f) links from 'pathogen and parasite transmission' to 'dominance' and to 'physiological interactions'. We discuss these prominent areas for future research in the 'Future prospects for studying individual-to-society feedbacks' section.

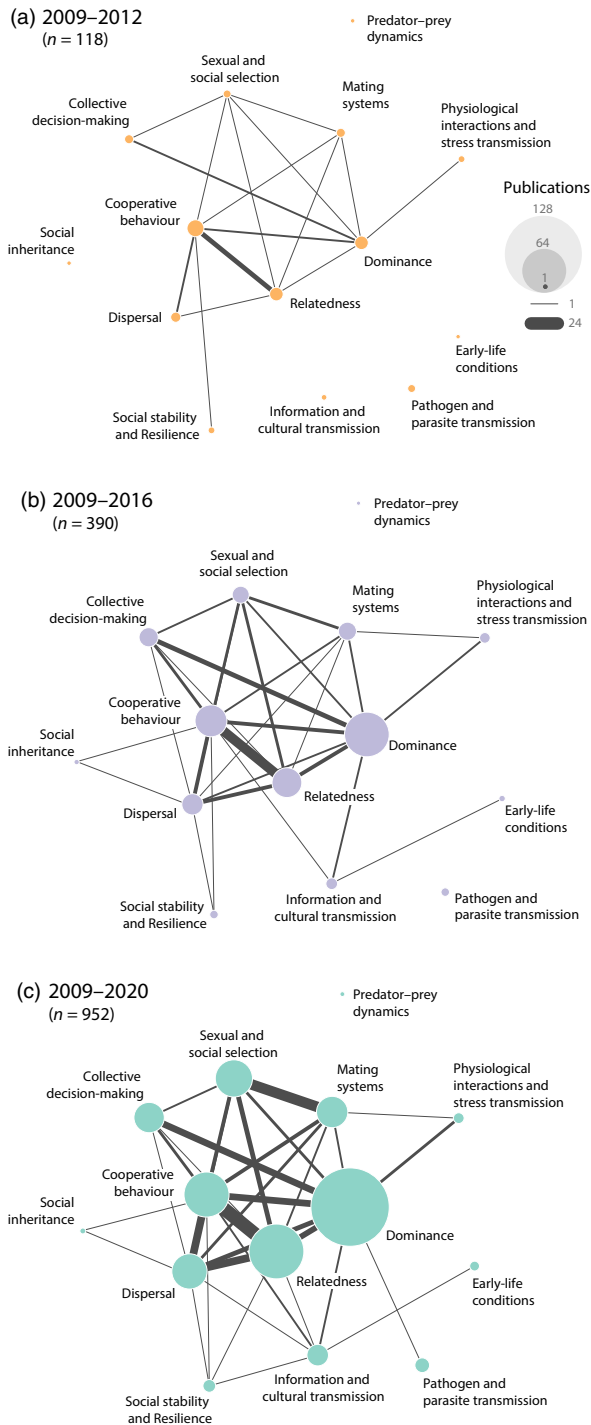


FIGURE 2 Strong, weak and missing links among research topics on the ecology and evolution of animal social structure. Networks of co-occurrence of topics in original peer-reviewed scientific articles between 2009 and 2020. Each node represents one of the 14 research topics. Node sizes represent the number of articles that address that topic, while edge widths represent the number of articles where pairs of topics (i.e. the connected nodes) were addressed in the same article. The networks represent the accumulation of articles over three 4-year periods: (a) 118 articles published between 2009 and 2012, (b) 390 articles published from 2009 to 2016 and (c) 952 articles from 2009 to July 2020. See Box 1 and Supporting Information S1 for more information on how these networks were constructed

social processes. Different characteristics of social structure, such as the density of connections among individuals or their tendency to form interconnected clusters, can alter the breadth and diversity of behavioural repertoires (Aplin, 2016; Cantor & Whitehead, 2013), influence the resilience of a population against disturbances (Formica, Wood, Cook, & Brodie, 2017; Lantz & Karubian, 2017; Maldonado-Chaparro, Alarcon-Nieto, Klarevas-Irby, & Farine, 2018) and shape social processes such as competition (Sheppard et al., 2018) and the transmission of diseases and information (Aplin, Farine, Morand-Ferron, & Sheldon, 2012; Stroeymeyt et al., 2018). Hence, structure and process are inherently linked.

Social structure represents a major substrate for evolutionary dynamics. It influences how selection, arising from either physical or biotic interactions, operates on phenotypes, including both social and non-social traits (Farine & Sheldon, 2015; Formica et al., 2011; Sueur et al., 2019). Social structure, in and of itself, can also determine how individuals respond to selection (Montiglio, McGlothlin, & Farine, 2018), revealing the potential for co-evolution between the structure of the social environment and social processes. Ultimately, co-evolutionary pathways exist because both individuals and their social structures are coupled and dynamic systems (Box 1): individual social decisions underpin the social structures that, in turn, influence their behaviour. Despite the broad understanding of the many factors affecting the emergence and consequences of social structure, there are still few areas of research that explicitly capture the feedback between individual animals and their social structures. We generally refer to the factors that represent the two sides of the feedback as bottom-up and top-down effects, as they correspond to individuals' actions shaping social structure (bottom-up) and to processes that affect the environment that individuals experience (top-down).

Here we highlight current efforts and recent opportunities for studying the individual-to-society feedback. We first review two well-established topics that have captured the feedback between individual behaviour and population-level processes: host-pathogen dynamics and cultural transmission (Figure 1b). We then highlight how multiple mechanisms and population processes that have typically been explored separately could couple to form largely unexplored feedbacks. Finally, we synthesise the literature on social structure from the past decade to identify new prospects—research topics where evidence suggests that feedbacks between individuals and social structures are important, but where social structure has not been strongly considered. This synthesis provides a roadmap for strengthening existing and arising and links between currently disparate research topics (Figure 2; Box 1), which we believe will help to uncover new perspectives in the study of social evolutionary ecology.

2 | FROM INDIVIDUALS TO SOCIETIES AND BACK: TWO ESTABLISHED FEEDBACK LOOPS

Two well-studied dynamics in animal societies are the spread of infectious diseases and resulting host-pathogen evolution, and the

spread of information and resulting cultural evolution. In both these examples, individual state (e.g. infected or not, informed or not) and processes (disease and information transmission) that operate through social structure are dynamic and tightly coupled (Figure 1b), changing each other over time.

2.1 | Infectious disease and parasite transmission

Social structure can fundamentally determine the pathways and consequences of pathogen transmission (Silk et al., 2019). Evidence for this comes from studies showing that the basic reproductive number (R_0), which is defined as the mean number of secondary infections in a susceptible population resulting from contact with a single infected individual during its infectious period (Macdonald, 1952), typically misestimates the resulting rate of pathogen spread in structured populations (Keeling, 1999). Thus, the patterns of contacts among individuals can generate differences in the propagation rate among populations, even with the same pathogen. For example, propagation is locally higher but globally lower when individuals' contacts are more clustered (Keeling, 2005). The effects of social structure on disease propagation are evident when looking at how disease dynamics differ across taxa with varying social systems. Species where individuals have strongly differentiated relationships are more susceptible to long-lasting outbreaks of low-transmissibility infections (Sah, Mann, & Bansal, 2018). Social connections can also provide a stronger medium for the transmission of some pathogens than alternative routes. For example, among giraffes *Giraffa camelopardalis*, pathogen transmission is more likely to occur among socially connected than spatially connected individuals sharing a waterhole (VanderWaal, Atwill, Isbell, & McCowan, 2014). For endo- and ecto-parasites, the transmission process may not be restricted to direct contacts, but can also occur through indirect connections, such as shared space use (Silk et al., 2019). For example, the transmission of gastrointestinal helminths among Eastern chipmunks *Tamias striatus* can be temporally decoupled, by 1 or 2 weeks, from social contacts due to the life cycle of the parasite (Grear, Luong, & Hudson, 2013). Together, these studies demonstrate that the pattern of the social structure and the nature of the pathogen or parasite interact to determine the transmission pathways and dynamics of disease spread. More recently, a similar feedback has been proposed regarding the dispersal of mutualistic and commensal micro-organisms through social contact. While microbial transmission can be modulated by the hosts' social environment, the hosts' physiology can, in turn, modulate the microbiota of that social environment (see Sarkar et al., 2020).

Social structure can shape the pathways of pathogen transmission and thus can act as an agent of selection on the traits such as virulence and infectiousness, in both hosts and pathogens. Host resistance and pathogen virulence are textbook examples of co-evolutionary forces—increasingly virulent pathogens select for more resistant hosts. However, sociality presents an alternative

medium through which host organisms can respond to pathogen virulence. Changes in host behaviour, such as to avoid pathogens (e.g. Prado, Sheih, West, & Kerr, 2009), can drive selection on pathogen traits. For example, by reducing the ability for pathogens to spread, clustering of social interactions can select for lower pathogen infectivity (Boots & Meador, 2007), lower pathogen virulence (Best, Webb, White, & Boots, 2011) and longer infection periods (Best et al., 2011). In turn, the impact of increased clustering of social interactions on pathogen traits can then drive the evolution of higher host resistance (Behringer, Butler, & Shields, 2006; Best et al., 2011; Boillat et al., 2015; Kiesecker, Skelly, Beard, & Preisser, 1999). These examples highlight how the patterns of connections that form social structure (e.g. clustered vs. unclustered), and not just the intensity of social behaviours (e.g. the number of connections), can directly shape key parameters of infectious diseases' transmission dynamics.

Evolutionary changes in host or pathogen states could feed back onto social structure. Theory suggests that the relationship between pathogen prevalence, virulence and host sociality is complex and, sometimes, counter-intuitive (Prado et al., 2009). In general, increasing pathogen prevalence can drive decreases, either evolutionary or behavioural (e.g. Prado et al., 2009; Stroeymeyt et al., 2018) in host–host contact rates, as individuals could be selected to avoid sick conspecifics (Behringer et al., 2006; Boillat et al., 2015; Kiesecker et al., 1999) and sick individuals may even altruistically avoid kin (Bos, Lefevre, Jensen, & d'Ettoire, 2012; Heinze & Walter, 2010; Stroeymeyt et al., 2018). However, a pathogen that is sufficiently contagious as to be unavoidable can drive an increase in host–host contact rates (Bonds, Keenan, Leidner, & Rohani, 2005), because the benefits of avoiding social contacts are lost while the benefits of maintaining contacts are maintained. Such co-evolutionary dynamics between host and pathogen parameters are potentially cyclical (Prado et al., 2009). High host sociality facilitates rapid transmission of pathogens and evolution of higher virulence, which, in turn, may drive a reduction in host sociality. As hosts evolve to have fewer contacts, selection on pathogens can favour reduced virulence (if hosts die before the pathogens can transmit). As virulence drops, host sociality increases and the cycle continues. These examples highlight some of the ways in which the social structure of the population is important for cycling dynamics, and is also itself potentially dynamic.

From the perspective of studying animal social behaviour, one hypothesis for the evolution of social structure suggests that host–pathogen dynamics have driven the choice of social contacts (Freeland, 1976). Specifically, can pathogens change the dynamics of social interactions within a group by selecting for social connections based on specific health traits of potential associates, thus leading to a clustered structure driven by the host–pathogen dynamics? If pathogens manipulate host behaviour to their benefit (Poulin, 2018), or hosts respond to pathogens, such as by reducing social contacts when infected (Lopes, Block, & König, 2016), then host–parasite interactions could impact social structure dynamically. Black ants *Lasius niger*, for example, if challenged with a pathogenic fungus, individual-level changes in the patterns of social contacts increase transmission-inhibiting structural properties at the colony level (Adelman, Moyers,

Farine, & Hawley, 2015). However, individuals are not homogeneous; they can also vary in their infectiousness, in their contact rates, and in their infectious period (VanderWaal, Ezenwa, & Hawley, 2016). Thus, we could ask whether and how heterogeneity among individuals, or in their social relationships, affect co-evolutionary dynamics between hosts and pathogens. For example, common vampire bats *Desmodus rotundus* expressing sickness behaviour reduce their social interactions (such as allogrooming with non-kin), but these reductions are smaller for social interactions that generate greater benefits (such as food sharing with close kin; Stockmaier, Bolnick, Page, & Carter, 2020). Some individuals contribute disproportionately to propagations of pathogens, such as when 20% of individuals contribute 80% of the transmission events (Adelman et al., 2015; Lloyd-Smith, Schreiber, Kopp, & Getz, 2005). If infectiousness and contact rates can be modulated through social behaviour, which can be either host driven (e.g. to avoid infection) or pathogen driven (e.g. manipulating host behaviour), and infectiousness and contact rates covary, then both the social structure and disease parameters (e.g. virulence) should be dynamic in a given population.

2.2 | Information and cultural transmission

Although fundamentally different, information and pathogens can sometimes spread through populations in similar ways. Animals often use information from their social contacts when making decisions about foraging, habitat choice and predator avoidance (e.g. Doligez, Danchin, & Clobert, 2002; Gil, Hein, Spiegel, Baskett, & Sih, 2018). However, since individuals rarely have access to all other individuals in their population, social structure constrains where and when information can spread (e.g. Aplin et al., 2012), similar to social constraints on pathogen spread. Information transmission can also fundamentally differ from pathogen spread. For instance, transmission does not always follow a one-contact to one-spread rule ('simple contagion'), but can require more than one contact and social reinforcement via multiple interaction partners ('complex contagion'; Centola, González-Avella, Eguíluz, & San Miguel, 2007; Firth, 2020). Complex contagion processes fundamentally alter the properties of transmission through populations, especially in those where social interactions are concentrated around a few individuals, or when individuals are somewhat segregated into distinct social clusters (Centola et al., 2007). In simple contagion processes, clusters of highly interconnected individuals impair transmission, but during complex contagion, clustering of individuals can instead facilitate transmission, as found in startle responses in schools of golden shiners *Notemigonus crysoleucas* (Rosenthal, Twomey, Hartnett, Wu, & Couzin, 2015).

One property of information transmission, making it distinct from disease transmission, is that individuals can make decisions about producing or using information. Such decisions can alter transmission pathways and outcomes. For example, songbirds consider their social environment when producing vocal information to recruit new members to a foraging site (Hilleman, Cole, Keen, Sheldon, & Farine, 2019; Suzuki & Kutsukake, 2017) and chimpanzees *Pan troglodytes* adjust

food-associated vocalisations depending on the strength of the social bond they have with the intended receiver (Slocombe et al., 2010). When individuals are faced with multiple sources of information, how they decide what to learn, or who to learn, from can also impact the information landscape (Kendal et al., 2018). Individuals may have different social learning strategies and preferentially copy individuals that are more dominant, successful or older (Kendal et al., 2015; Laland, 2004), thus shaping what information persists in a population. If individuals bias their learning towards a more common behaviour, then one variant can become entrenched in a population (Aplin, 2016). For example, conformist transmission among great tits *Parus major* can lead to stable socially-learned foraging behaviours that are maintained across multiple generations (Aplin et al., 2015). However, the propensity for local traditions to become established and be maintained can also largely be determined by the global structure of the population, even when learning is conformist (Somveille et al., 2018). More clustered and modular social structures can promote local traditions. For example, orcas *Orcinus orca* and sperm whales *Physeter macrocephalus* live in multilevel societies with stable social groups and show group-specific repertoires of acoustic, foraging and social behaviours that are maintained over generations (Whitehead & Rendell, 2014). Thus, the structure of populations as well as learning rules will determine what information is available to transmit and where it spreads, shaping the information landscape that individuals have available to them in their social environment.

When behaviours are socially learned, shared within subgroups of the population and persist over time, they are recognised as culture (Laland & Hoppitt, 2003). Considering how learned behaviours can affect individual social decisions reveals the potential for culture to underpin the co-evolution between social structure and behaviour. For example, information state can determine the propensity for two individuals to associate, through a process called behavioural homophily (Cantor & Whitehead, 2013; Centola et al., 2007). Information state can also determine the maintenance of social bonds; having similar social traits can facilitate cohesion among individuals by allowing them to synchronise and coordinate their activities (Coussi-Korbel & Frigaszy, 1995). For example, populations of bottlenose dolphins *Tursiops sp.* are often divided into social communities assorted by learnt foraging tactics (Machado et al., 2019; Mann, Stanton, Patterson, Bienenstock, & Singh, 2012; Wild et al., 2019), illustrating the idea that the more individuals interact, the more opportunities they have for copying each other, thus highlighting how social decisions can reinforce behavioural homogeneity. Models have shown that the feedback between information transmission and social decision-making can stimulate the formation of stable groups within otherwise unstructured, well-mixed, populations with (Cantor et al., 2015) and without any complex decision-making (Cantor & Farine, 2018). Information state can also impact individual position within their social environment. More knowledgeable individual lemurs *Lemur catta* become more connected in their social environment (Kulahci, Ghazanfar, & Rubenstein, 2018); becoming more connected can then promote information transmission (Kulahci & Quinn, 2019). Thus, there is extensive empirical and theoretical evidence for the feedback between information use and social structure.

Beyond determining which individuals acquire information, social structure can also play a role in shaping the quality and quantity of information, akin to pathogen virulence. Learning of new behaviours can be error-prone, thus social structures that result in longer transmission pathways (e.g. where information must take more steps to reach every individual in a population) should not only slow information transmission but also mean that individuals may acquire different, or lower-quality information (reviewed in Cantor & Whitehead, 2013). The propensity for learning errors to accumulate in longer transmission chains can subsequently promote diversity of information in populations (Whitehead & Lusseau, 2012), with obvious consequences on variation in behavioural repertoires within populations arising from the correlation between connectedness in the social network and individual information state.

3 | MULTIPLE BOTTOM-UP AND TOP-DOWN INFLUENCES IN INDIVIDUAL-TO-SOCIETY FEEDBACKS

There are a multitude of social drivers and population processes that, unlike the topics above, are rarely considered in unison. We first synthesise how the state of individuals—including the conditions experienced in early-life, average genetic relatedness to conspecifics and social dominance—can influence their social decisions and, through these, the emergent structure of their societies. Next, we synthesise how the emergent social structure influences processes such as population dynamics, social stability and social selection, can translate to fitness outcomes and drive evolutionary dynamics.

3.1 | Bottom-up: Individual states influencing social structure

Social traits can be determined at a young age. Early-life conditions can modulate later-life social behaviour, shaping population-level social patterns along the way. For instance, zebra finch *Taeniopygia guttata* nestlings exposed to stress develop more gregarious social phenotypes, maintaining a greater number of social partners but choosing partners more randomly (Boogert, Farine, & Spencer, 2014; Brandl, Farine, Funghi, Schuett, & Griffith, 2019). The proximate mechanisms that underpin inter-individual differences in the development of social behaviour are also becoming clearer. Early-life stress can influence the expression and receptor-binding of the neuropeptides oxytocin and vasopressin (Veenema, 2012), which are important for the expression of social behaviours. Zebra finches with experimentally reduced vasotocin production are less gregarious (Kelly et al., 2011) and more aggressive (Kelly & Goodson, 2014). These changes in phenotype can alter the individual's social environment with consequences on their later fitness.

A pillar of the social environment is the formation of preferred associations. Such social preferences are evident from partner

investments that require time and energy (e.g. allogrooming) and consistent associations that cannot be explained by spatial ranging alone (e.g. mutual attraction to resources). For example, chimpanzees associated preferentially with individuals that reciprocated grooming (Mitani, 2006), vampire bats that groomed and shared food in captivity stay together when released back to the wild (Ripperger et al., 2019) and zebra finches that bred synchronously in the same colony also foraged together outside the breeding period (Brandl, Griffith, Farine, & Schuett, 2019). It remains unclear to what extent such preferred associations depend on prior experiences versus phenotypic traits. Individuals can have preferences for conspecifics with traits that either match or differ from their own. Such phenotypic assortment (Farine, 2014) is a key driver of population-level social patterns (e.g. Apicella, Marlowe, Fowler, & Christakis, 2012; Carter, Lee, Marshall, Tico, & Cowlishaw, 2015; Croft et al., 2009) and central to social evolution (Centola et al., 2007; McDonald, Farine, Foster, & Biernaskie, 2017). In some cases, associations themselves can drive phenotypic similarity as in vocal convergence in the contact calls of unrelated female greater spear-nosed bats *Phyllostomus hastatus* that form a group (Boughman, 1998). However, the mechanisms by which new preferred associations form, are maintained, and develop into higher value social relationships, is an important area for future research (Carter et al., 2020).

Kinship is perhaps the most well-known driver of social preferences. Kin-biased associations can result from either prior association or phenotype matching, which allows identification of unfamiliar kin (e.g. Halpin, 1991; Holmes & Sherman, 1982; Sharp, McGowan, Wood, & Hatchwell, 2005). Although kin-biased associations provide opportunities for increasing inclusive fitness through nepotism, the benefits can be partially or completely negated by increases in the potential for inbreeding and kin competition (Keller, 2002; West, Pen, & Griffin, 2002). The costs of inbreeding and kin competition vary with differences in dispersal and the spatial scale of competition. Therefore, some species, such as Australian sleepy lizards *Tiliqua rugosa*, show kin avoidance (Godfrey, Ansari, Gardner, Farine, & Bull, 2014), while others, such as sperm whales, preferentially associate with kin (Konrad, Gero, Frasier, & Whitehead, 2018). Kin-biased assortment or dispersal (e.g. budding dispersal; Gardner & West, 2006) influences genetic structure and the potential for kin selection, with major consequences for the evolution and maintenance of cooperative behaviours (Green & Hatchwell, 2018; Hatchwell, 2009).

The structure of social relationships can also be moulded by many other factors, including agonistic interactions, phenotypic composition and competition for resources. Rank within the dominance hierarchy can be determined by individual traits (Drews, 1993), such as size, age or sex, or by social state, such as winner–loser effects (Chase, Tovey, Spangler-Martin, & Manfredonia, 2002) and social alliances (Strauss & Holekamp, 2019). Aggression can lead to dominance-related spatial structure, where group members position themselves closer or farther from each other depending on difference in rank (Hemelrijk, 2000). Agonistic interactions with other groups can also shape within-group social structure. For example,

the structure of lekking wire-tailed manakin *Pipra filicauda* populations was less stable when more high-testosterone individuals were present (Dakin, Moore, Horton, Vernasco, & Ryder, in press). When individuals compete for resources, the distribution and abundance of resources can impact individuals' decisions to form groups and whether to associate with preferred associates versus less-preferred associates. For example, African lions *Panthera leo* associate more equally within a pride when prey are larger and aggregated, but associate more exclusively when prey are smaller or dispersed (Mbizah et al., in press).

3.2 | Top-down: Social structures influencing individual states

Social structure can influence social and larger scale demographic and ecological processes, such as social stability (the pattern of recurrent relationships among group members), resilience (how a group responds and adjusts to external disturbances) and population dynamics, and these can shape the state of individuals and drive selection. Demographic processes (birth, death, emigration, immigration) can impact social stability (e.g. Beisner, Jackson, Cameron, & McCowan, 2011; Maldonado-Chaparro, Alarcon-Nieto, et al., 2018; Shizuka & Johnson, 2020), and determine the ability for individuals to express certain traits. For example, temporary splits in captive zebra finch colony membership disrupted the social relationships among colony members; in turn, these changes in social structure negatively affected foraging behaviour (Maldonado-Chaparro, Alarcon-Nieto, et al., 2018). The same structural properties of disturbed social networks in the zebra finches were also found to be present in communities of Masai giraffes *Giraffa camelopardalis tippelskirchi* that overlapped with human settlements (Bond, König, Lee, Ozgul, & Farine, in press). Even the loss of a single key individual can destabilise social structure (Flack, Girvan, de Waal, & Krakauer, 2006) and alter patterns of mating or parental care (Alberts, 2019; Silk, 2007). Thus, there is extensive scope for demographic processes and social instability to shape individual-level states.

Social structure can affect broader population dynamics by influencing individual survival (Cameron, Setsaas, & Linklater, 2009; Singleton & Hay, 1983) and life-history traits, such as reproductive investment (Cameron et al., 2009; Singleton & Hay, 1983). In alpine marmots *Marmota marmota*, the number of helpers in the hibernaculum is positively correlated with over-winter survival (Grimm et al., 2003), and changes in the group size of meerkats *Suricata suricatta* determine the dynamics of female dispersal and birth rates (Bateman, Ozgul, Nielsen, Coulson, & Clutton-Brock, 2013). A measure of direct and indirect early-life social connectivity (eigenvector centrality) also predicts adult survival in male bottlenose dolphins (Stanton & Mann, 2012). Considering sociality beyond group size, composition and density of social connections raises new questions such as: Do individuals contribute differently to population growth based on how well connected they are? Can

phenotypic assortment shift the operational sex-ratio and thus the reproductive output of a population? Which mechanisms give rise to variation in social traits and how consistent are these traits over the course of an individual's lifetime? Identifying which social traits influence demographic processes is, in itself, an interesting question (Pelletier, Clutton-Brock, Pemberton, Tuljapurkar, & Coulson, 2007).

Social structure can influence how sexual and social selection are operationalised (McDonald et al., 2017; McDonald & Pizzari, 2018) and thus shape evolutionary processes by creating variation among individuals in their relative fit to their environment. For instance, male house finches *Carpodacus mexicanus* with less elaborate plumage can increase their relative attractiveness by moving more often between groups (Oh & Badyaev, 2010). Dispersing great tits that arrive late to the breeding grounds are less likely to acquire a territory, unless they associate with other late-arriving individuals (Farine & Sheldon, 2015). Early-life connectivity can also dictate the acquisition of sexual traits that are expressed as adults. For example, juvenile male zebra finches acquire the song of their most strongly associated adult male (i.e. the song that juvenile males learn; Boogert, Lachlan, Spencer, Templeton, & Farine, 2018). Being more socially connected as a juvenile predicts social rise to reproductive positions in long-tailed manakin males *Chiroxiphia linearis* (McDonald, 2007) and increase longevity and reproductive success later in life in spotted hyenas *Crocuta crocuta* (Turner, Robitaille, Bills, & Holekamp, in press). Thus, social structure across different timescales can impact the acquisition and value of individual traits, and social behaviour provides the scope for individuals to develop strategies that increase their chances of reproduction if they are physically outcompeted. Studies of social networks in hybrid populations provide opportunities to better understand the direct feedbacks between individual social traits, fitness outcomes and population-level consequences. For example, Zonana, Gee, Bridge, Breed, and Doak (2019) found strong links between social associations and mating outcomes in a hybrid population of California quail *Callipepla californica* and Gambel's quail *Callipepla gambelii*, even in the absence of structure in terms of genetic ancestry, suggesting an important role of social relationships in maintaining genetic structure in the population.

Explicitly quantifying individual-to-society feedbacks can reveal the relative importance of different levels of selection (Fisher & McAdam, 2017), and their ecological or mechanistic bases (Pruitt et al., 2018). For example, if the consequences of social interactions are mediated by a genetic component in the individuals, the social interactions can provide an additional source of heritable genetic variance (Agrawal, Brodie, & Wade, 2001). In such cases, population structure can generate emergent variation in the social environment that each individual experiences, which is correlated among connected individuals (i.e. assortment), thus generating 'between-group' differences on which selection can act (Montiglio, McGlothlin, et al., 2018). Social phenotypes that are selected for via social or sexual selection can therefore feed back onto the social structure via distinct pathways. Many potential pathways exist,

providing promising avenues for future research on individual-to-society feedbacks.

4 | FUTURE PROSPECTS FOR STUDYING INDIVIDUAL-TO-SOCIETY FEEDBACKS

The importance of the links between individuals' traits, their social decisions, social structure and social evolution are likely to be much more prevalent than currently considered. The concepts of bottom-up and top-down social influences are newly emerging across several research fields, revealing rich opportunities for new research questions (Shizuka & Johnson, 2020; Sueur et al., 2019). Here we synthesise key research topics where individual-to-society feedbacks are important yet remain underexplored.

4.1 | Social inheritance

Theory suggests that social structure can emerge and be maintained across generations by a simple mechanism of offspring having a higher probability of establishing relationships with their parents' associates (Ilany & Akcay, 2016a, 2016b). This mechanism can help explain social clustering and heterogeneity of social interactions across a range of taxa. The process by which offspring inherit social traits from their parents via the social environment is called social inheritance (Ilany & Akcay, 2016b).

Social inheritance can underpin the transgenerational transmission of social roles and other behaviours (Cantor & Farine, 2018; Ilany & Akcay, 2016b). For example, African elephants *Loxodonta africana* live in multi-level (i.e. structured in hierarchically nested social levels of organisation), matrifocal (i.e. structured around a female) societies where the relationships between the maturing young and the matriarch provide calves with opportunities to replicate the matriarch's social environment (Goldenberg, Douglas-Hamilton, & Wittemyer, 2016). Similarly, in spotted hyenas, the amount of social support, rather than intrinsic attributes (e.g. physical strength and aggressiveness), explains the outcome of one-on-one interactions in the process of establishing dominance, and thus offspring social rank (Strauss & Holekamp, 2019; Vulliamdi et al., 2019). In theory, social inheritance can also facilitate phenotypic assortativity by causing individuals to be more connected with kin or otherwise similar groupmates. For example, populations can become assorted by personality if both personality and social contacts are heritable (Ilany & Akcay, 2016a). Despite its explanatory power, social inheritance and other mechanisms such as genetic inheritance of behavioural traits, remain an underexplored bottom-up driver of real animal societies and the evolution of other social interactions, such as dominance interactions (but see Strauss, Shizuka, & Holekamp, 2019). Furthermore, little is known about the top-down consequences of inheriting social contacts in other aspects of an individual animal's life, such as survival and lifetime reproductive success.

4.2 | Predator-prey dynamics

Predation risk plays a major role in group living, and there is increasing evidence that it shapes social structure. Individual predation events cause flocks of great tits to rapidly reconfigure (Voelkl, Firth, & Sheldon, 2016), while long-term predation pressure promotes more stable schools in Trinidadian guppies *Poecilia reticulata* (Heathcote, Darden, Franks, Ramnarine, & Croft, 2017) and drives more complex social interactions in cooperatively breeding cichlids *Neolamprologus pulcher* (Groenewoud et al., 2016). There is also a growing body of work showing how social interactions between predators can drive the evolution of prey traits. Studies of great tits as predators illustrate how social interactions—specifically social learning—can reinforce the evolution of prey defences, such as aposematic warning signals (Landova, Hotova Svadova, Fuchs, Stys, & Exnerova, 2017; Thorogood, Kokko, & Mappes, 2018).

However, how the social structure of predators can feed back on the prey, and vice-versa, has yet to be explored in detail. If social relationships in either predator or prey populations exhibit phenotypic structure (e.g. assortment by predator or anti-predator traits), then this could alter the 'landscape of fear' by generating non-random social or spatial structure in susceptibility to predation (Gotanda, Farine, Kratochwil, Laskowski, & Montiglio, 2019). In turn, social structure could shape the strength and direction of selection for different individuals (Pruitt et al., 2017). For example, if predators overlap with multiple prey groups, then the traits of one prey group can affect the predator's behaviour (e.g. whether it becomes satiated or not), which can, correspondingly, create an indirect effect on the predation pressure that another prey group experiences (e.g. whether it is attacked or not; Montiglio, Gotanda, et al., 2018). The interplay of social structures within and across trophic levels, and across meta-populations, remains a rich area for future research, with co-evolutionary dynamics arising from social structure potentially taking place between predators and prey, and within both predator and prey communities.

4.3 | Collective decision-making

Theory suggests that animals moving together cannot maintain cohesion and coordinate behaviours by following simple rules such as attraction, repulsion and alignment to other group members (Couzin, Krause, James, Ruxton, & Franks, 2002). In species that maintain preferred relationships, individual social preferences can determine closest neighbours (Farine, Strandburg-Peshkin, Couzin, Berger-Wolf, & Crofoot, 2017), and thus the composition of a unit of interacting individuals. Simulations suggest that preferred associations can generate sub-group formation, and cause more socially connected individuals to be closest to the group centre (Bode, Wood, & Franks, 2011). In this way, emergent group-level behaviours can directly affect fitness by driving local variation in how individuals experience their environment, such as their relative predation risk.

Not only can individuals' social preferences in collective movement influence social structure, but the structure itself can also

impact collective movement and decision-making. Social relationships can determine the relative influence of each individual on their group (Strandburg-Peshkin, Papageorgiou, Crofoot, & Farine, 2018). For example, individual chacma baboons *Papio ursinus* (King, Sueur, Huchard, & Cowlshaw, 2011) and Geoffroy's spider monkeys *Ateles geoffroyi* (Palacios-Romo et al., 2019) are more likely to be followed by close associates when initiating movement. If followership is explained by relatedness or affiliations to others, then individuals that are more socially connected can be more influential by being more effective at recruiting a majority (Strandburg-Peshkin, Farine, Couzin, & Crofoot, 2015). Collective actions, such as joint territory defence, can also feed back onto affiliative behaviours and fitness. For example, green woodhoopoes *Phoeniculus purpureus* increase allopreening rates (increasing the connectivity among group members) after coordinating their behaviours during inter-group conflicts (Radford, 2008), whereas groups of banded mongoose *Mungos mungo* express lower within-group agonistic interactions after simulated intergroup conflicts (thereby reducing social connectivity within the group; Preston et al., in press). A ripe direction for future research is to integrate the study of how social structure shapes the properties of animal collectives with the feedback that collective decision-making has on individual interaction rules and social structure.

4.4 | Dispersal behaviour

Dispersal to, and subsequent reproduction in, newly settled environments is the primary driver of gene flow and connectivity across populations (Bowler & Benton, 2005). The outcomes of individual dispersal decisions can also generate social structure. In most species, the young of one sex disperse sufficiently far to reduce the chances of encountering related individuals (Clobert, 2012). If there is limited dispersal (Hamilton, 1964a), budding dispersal (Gardner & West, 2006), or any pattern where dispersing individuals are more likely to encounter kin (Leedale, Sharp, Simeoni, Robinson, & Hatchwell, 2018), then kin-structured populations can emerge, which can be important for the evolution of cooperative breeding (Green & Hatchwell, 2018; Hatchwell, 2009).

Dispersal decisions fundamentally drive social structure, which has reciprocal consequences for individual dispersal decisions. Local density increases competition for resources, which can determine when individuals disperse and where they go (Maag, Cozzi, Clutton-Brock, & Ozgul, 2018). Aggressive (Christian, 1970) and affiliative (Bekoff, 1977) interactions can also underpin decisions to disperse or not. In yellow-bellied marmots *Marmota flaviventris*, females that are more socially embedded in their natal group are less likely to disperse (Blumstein, Wey, & Tang, 2009). Social interactions can also influence patterns of settlement. In songbirds, associations during the winter predict breeding and territorial proximity in the following spring (Firth & Sheldon, 2016). In group-living birds (Williams & Rabenold, 2005) and primates (Cheney & Seyfarth, 1983), individuals often disperse between neighbouring groups, highlighting a link between global social structure and dispersal decisions. Finally, social structure can determine

how difficult new social environments are for dispersers to penetrate (Armansin et al., 2020). In rock hyraxes *Procavia capensis*, some groups are more resistant to immigrants if the addition of a group member disrupts otherwise stable social associations (Ilany et al., 2013).

Studies of the transience stage of dispersal may provide opportunities to explore the feedback between animals' dispersal decisions and social structure. Transience represents a key point where individual decisions directly translate to social structure. During transience, dispersing coalitions of Kalahari meerkats avoid territories of unrelated groups (Cozzi, Maag, Borger, Clutton-Brock, & Ozgul, 2018) and disperse shorter distances when cohorts are larger and contain more males (Maag et al., 2018). Despite being a critical stage in the interplay between top-down and bottom-up processes, transience behaviours remain understudied, especially in social species (Mabry, Montiglio, Spiegel, & Wey, 2015). A promising avenue for future work is quantifying the role of population-level social structure (i.e. the social landscape) in shaping the movement and prospecting behaviours of dispersers (e.g. Armansin et al., 2020) which can, in turn, alter patch-level social structure through settlement.

4.5 | Cooperative behaviour

Cooperation involves providing benefits to social partners. How cooperation evolves and is maintained in animal populations has sparked debate on the relative merits of competing theoretical frameworks: inclusive fitness, multilevel selection, reciprocity and biological markets (Carter, 2014; West, Griffin, & Gardner, 2007). Although these theories differ, they all imply that the evolutionary stability of costly cooperation requires some form of spatial, phenotypic or behavioural assortment (Hamilton, 1964b) where individuals with a greater tendency to cooperate preferentially interact with each other to avoid the costs of defection by non-cooperators (Apicella et al., 2012; Fletcher & Doebeli, 2009; Marcoux & Lusseau, 2013).

Considering social structure is therefore essential for an ecologically realistic understanding of the evolution and maintenance of social cooperation. Cooperation can be favoured by repeated interactions (Axelrod & Hamilton, 1981), caused by strong pairwise social ties (Allen et al., 2017), but disfavoured in populations with a high density of social connections, as these are more easily invaded by non-cooperators (Ohtsuki, Hauert, Lieberman, & Nowak, 2006). In addition, higher levels of cooperation can be maintained when individuals choose their associates—as cooperators prune their social ties with defectors—thereby affecting social structure by creating clusters of highly cooperative individuals (Fehl, van der Post, & Semmann, 2011). This process can occur through kin selection, but costly non-kin cooperation can also be maintained via conditional partner choice and partner control. By monitoring their experiences with others, individuals can choose more cooperative partners, reward cooperative behaviour and punish defection (Agren, Davies, & Foster, 2019). For example, flycatcher *Ficedula hypoleuca* pairs preferentially mobbed with neighbouring pairs that helped them mob previously (Krama et al., 2012; Krams, Krama, Igaune, & Mänd, 2007), vervet monkeys *Chlorocebus pygerythrus*

received more grooming after their ability to provide food was experimentally elevated (Fruteau, Voelkl, van Damme, & Noe, 2009) and dwarf mongoose *Helogale parvula* received more grooming after their perceived contributions to cooperative sentinel behaviour were experimentally elevated by playbacks (Kern & Radford, 2018).

Some experimental evidence suggests that individuals that experience cooperation with one set of partners are more likely to cooperate with a different set of partners (generalised reciprocity; e.g. Barta, McNamara, Huszar, & Taborsky, 2011; Rutte & Taborsky, 2007). In other words, when deciding to cooperate, individuals might not only monitor the cooperativeness of specific individuals but also their overall social environment. This possibility opens interesting new questions about individual-to-society feedbacks. While experiments suggest that the regularity of social interactions can promote cooperation in humans (Rand, Arbesman, & Christakis, 2011), would the social stability or quality of social relationships influence the cooperation strategies of individuals within non-human societies? For example, does a more stable social environment reward vampire bats with fewer stronger relationships, while unstable social environments favour bats with more but weaker social ties (Carter, Farine, & Wilkinson, 2017)? If an individual grows up in a more cooperative society, does that experience make it more likely to cooperate with new individuals in a different society?

4.6 | Mating systems

Mating systems are influenced by two main factors, the spatiotemporal distribution of males and females, and the extent to which each sex invests in parental care (Emlen & Oring, 1977). However, mating systems are also impacted by social structure since males and females do not interact homogeneously, either within or between sexes. Heterogeneity in social interactions can result from intrinsic (e.g. homophily) or extrinsic (e.g. predation risk, habitat structure) factors, and can influence the spatial and temporal distribution of individuals, thus leading to individual variation in competitive environments and mate availabilities (Maldonado-Chaparro, Montiglio, Forstmeier, Kempenaers, & Farine, 2018; McDonald, James, Krause, & Pizzari, 2013). Local differences in density and operational sex ratio (Kasumovic, Bruce, Andrade, & Herberstein, 2008) or in the phenotypic composition of the social environment (Farine, Montiglio, et al., 2015) can generate fine-scale differences in the strength and direction of sexual selection on individual morphological or behavioural traits.

Individuals can also express differences in mating strategies (e.g. in promiscuity) and can respond to experienced selection pressures. For instance, males that mate with many females might also mate with the most polyandrous females (McDonald & Pizzari, 2018), or males might decide to leave a highly competitive area, which can feed back to social and mating structure (Watters & Sih, 2005). For instance, in water striders *Aquarius remigis*, the presence of aggressive individuals drives other individuals to leave the area shaping new local group compositions (Eldakar, Dlugos, Wilcox, & Wilson, 2009). In such a case a male's reproductive success will not only depend

on his direct competitors, but also on females' connections to their potential mates. Thus, males who have the greatest copulation success also suffer from the highest intensity of sperm competition, thus generating post-copulatory sexual selection (Fisher, Rodriguez-Munoz, & Tregenza, 2016). The mating structure of animal populations represents a clear example of how social structure both acts to shape selection and how it can be shaped by individuals responding to competition for reproductive success.

4.7 | Physiological interactions and stress transmission

Behavioural endocrinologists have long recognised a two-way relationship between physiology and behaviour. Even indirect social interactions can affect an individual's physiology. For example, observing agonistic interactions increases androgen levels of uninvolved cichlid fish *Oreochromis mossambicus* (Oliveira, Lopes, Carneiro, & Canario, 2001) and the heart beat rate of bystanders in greylag geese *Anser anser* (Wascher, Scheiber, & Kotrschal, 2008). Social position, including rank in the social hierarchy, can also impact stress levels and health (Sapolsky, 2005). Just as social structure and interactions shape individuals' physiological states (comprising reproductive state, metabolic state, seasonal variation in hormone levels and other aspects), these states can influence who individuals associate with, potentially driving assortment by physiological traits. Very simple processes can promote non-random clustering among individuals. For example, individuals sharing physiological traits might move at the same speed or have similar nutritional demands and therefore have a higher propensity for spatial and social clustering (Gersick & Rubenstein, 2017). The divergent behavioural outcomes linked to the physiological phenotypes of individuals (re)shape their social environment. For example, if closely associated individuals are more (dis)similar in their physiological states, such (dis)assortativity could indicate another link between individual traits and processes mediated by social structure.

One physiological aspect with potential for an integrative study of feedbacks between individuals and societies is the stress response within the social environment. Activation of the neuroendocrine stress axis usually leads to an elevation of stress-associated glucocorticoids, which are known to play a role in various forms of social behaviour of vertebrates (Spencer, 2017) and can shape how individuals interact with others (DeVries, DeVries, Taymans, & Carter, 1996). Physiological expression of individual states, such as stress, might transmit to other individuals via social interactions (Noguera, Kim, & Velando, 2017). On the other hand, social support in the group can mitigate stress responses (Furtbauer & Heistermann, 2016) and facilitate coping with stressful events (social buffering; Kikusui, Winslow, & Mori, 2006). For instance, lactating chacma baboon females that are strongly connected to males have lower glucocorticoid levels when faced with newly immigrated, and potentially infanticidal, males (Engh et al., 2006). The absence of such social support (i.e. social isolation) can, in turn, have negative effects on fitness; in greylag geese, solitary confinement or

mate-loss affects immuno-reactive corticosterone metabolites, percentage of red blood cells and intestinal parasite loads (Ludwig, Kapetanopoulos, Kotschal, & Wascher, 2017).

Integrating the individual's state, the response of the group and following it back to the individual might generate new insights on how social groups respond to environmental stressors. Observing individuals under environmental pressures that push their physiological limits, such as food or water shortages, high temperatures or increased predation, can provide an opportunity to study feedbacks and behavioural drivers. Experimental approaches might involve changing the composition of physiological phenotypes in groups to test whether it changes the social structure. While traditional studies might have ended at this point, observing follow-up changes in individual states, resulting from a shift in selective agents of the social environment, might generate new insights on feedback mechanisms. While the investigation of the link between physiology and the social environment is slowly emerging (Seebacher & Krause, 2017), a thorough empirical framework for an integrative study of the feedback of physiological states remains an exciting and promising new avenue for research.

5 | CLOSING REMARKS

Our synthesis captures the growing evidence that individual decisions leading to social structures can influence a wide range of social and ecological processes, and that these can, in turn, influence how individuals behave and interact further. Theoretical and empirical research on host–pathogen dynamics and cultural transmission clearly illustrates how social structure is at the centre of a feedback between the social decisions that individual animals make and social structure, and how social processes that are shaped by social structure can impact individual traits. However, the implications of such feedback loops for the ecology and evolution of animal societies are likely to go beyond these well-established areas of study, potentially affecting more processes than those considered here.

We highlight existing opportunities to integrate disparate areas of research (Figure 2) into the study of individual-to-society feedback loops. Some topics (and their relationships to each other) are quite well explored, such as relatedness, cooperation and information and cultural transmission. However, there are many gaps—for example, how relatedness links to the stability and resilience of societies—with some linkages between topics having only been tentatively explored. Furthermore, animal societies are likely to be simultaneously shaped by multiple factors. For example, relatedness could determine the susceptibility of individuals to the pathogens that their social contacts have, and therefore the parameters of pathogen transmission. Thus, most top-down processes could act in unison with other top-down processes, or represent a feedback to most bottom-up processes. Addressing such aims will be challenging, requiring a combination of tools, such as high-resolution tracking, experimental manipulations, study systems that are amenable to such manipulations and analytical techniques that can clearly identify the process or effect of interest amongst the competing drivers.

Individuals and societies are both dynamic, adaptive systems. Yet, most of the research being conducted in animal societies focuses on either top-down or bottom-up approaches. Here we suggest that an integrative approach that explicitly considers the feedback between current individual states and the social environments they experience will generate new insights on the ecology and evolution of animal social systems. In generalising the individual-to-society feedbacks to include a more diverse array of bottom-up and top-down influences, we can gain a broader understanding of the dynamics of social systems and the evolution of animal societies.

ACKNOWLEDGEMENTS

We are grateful for the insightful comments by L. Aplin, N. Boogert, L. Brent, J. Chase, G. Cozzi, J. Firth, S. English, K. Foster, A. Ilany, S. Lang, P.O. Montiglio, A. Ozgul, A. Strandburg-Peshkin, E. Strauss, R. Thorogood, J. Tung, K. Wanelik, Q. Weber and H. Whitehead. We also appreciate the many suggestions by M. Silk, S. Sosa and two other anonymous reviewers. This work was funded by the Max Planck Society, the European Research Council (ERC) under the European Union's Horizon 2020 research and innovation programme (850859), the DFG Centre of Excellence 2117 "Centre for the Advanced Study of Collective Behaviour" (422037984) and a DFG grant (FA 1420/4-1) awarded to D.R.F. M.C. was funded by a Coordenação de Aperfeiçoamento de Pessoal de Nível Superior postdoctoral fellowship (CAPES-Brazil 88881.170254/2018-01). G.G.C. was funded by an Alexander von Humboldt postdoctoral fellowship. P.H. was funded by a doctoral scholarship from the China Scholarship Council (201706100183). F.H. was funded by a Natural Environment Research Council studentship (1654580). D.P. was funded by studentships from the DAAD. We declare that we have no conflict of interests. Open access funding enabled and organised by ProjektDEAL.

AUTHORS' CONTRIBUTIONS


D.R.F. developed the concept and scope of the synthesis; M.C., A.A.M.-C., D.R.F. defined the structure of the manuscript and led the writing. All authors contributed to writing and revising sections, overseen by D.R.F., M.C., A.A.M.-C. Authors are otherwise listed alphabetically.

DATA AVAILABILITY STATEMENT

The search terms and the closely related terms used to perform the bibliographical review, the list of publications gathered from Web of Knowledge and the R code to replicate the network analysis are available in Supporting Information S1.

ORCID

Mauricio Cantor  <https://orcid.org/0000-0002-0019-5106>

Adriana A. Maldonado-Chaparro  <https://orcid.org/0000-0003-0853-4966>

<https://orcid.org/0000-0003-0853-4966>

Kristina B. Beck  <https://orcid.org/0000-0002-5027-0207>

Hanja B. Brandl  <https://orcid.org/0000-0001-6972-5403>

Gerald G. Carter  <https://orcid.org/0000-0001-6933-5501>

Peng He  <https://orcid.org/0000-0002-7176-701X>

Friederike Hillemann  <https://orcid.org/0000-0002-8992-0676>
 James A. Klarevas-Irby  <https://orcid.org/0000-0001-7499-4085>
 Mina Ogino  <https://orcid.org/0000-0002-3780-2942>
 Danai Papageorgiou  <https://orcid.org/0000-0001-5535-6133>
 Lea Prox  <https://orcid.org/0000-0001-8989-6859>
 Damien R. Farine  <https://orcid.org/0000-0003-2208-7613>

REFERENCES

- Adelman, J. S., Moyers, S. C., Farine, D. R., & Hawley, D. M. (2015). Feeder use predicts both acquisition and transmission of a contagious pathogen in a North American songbird. *Proceedings of the Royal Society B: Biological Sciences*, 282(1815), 20151429. <https://doi.org/10.1098/rspb.2015.1429>
- Agrawal, A. F., Brodie III, E. D., & Wade, M. J. (2001). On indirect genetic effects in structured populations. *The American Naturalist*, 158, 308–323. <https://doi.org/10.1086/321324>
- Agren, J. A., Davies, N. G., & Foster, K. R. (2019). Enforcement is central to the evolution of cooperation. *Nature Ecology & Evolution*, 3, 1018–1029. <https://doi.org/10.1038/s41559-019-0907-1>
- Alberts, S. C. (2019). Social influences on survival and reproduction: Insights from a long-term study of wild baboons. *Journal of Animal Ecology*, 88, 47–66. <https://doi.org/10.1111/1365-2656.12887>
- Allen, B., Lippner, G., Chen, Y. T., Fotouhi, B., Momeni, N., Yau, S. T., & Nowak, M. A. (2017). Evolutionary dynamics on any population structure. *Nature*, 544, 227–230. <https://doi.org/10.1038/nature21723>
- Apicella, C. L., Marlowe, F. W., Fowler, J. H., & Christakis, N. A. (2012). Social networks and cooperation in hunter-gatherers. *Nature*, 481, 497–501. <https://doi.org/10.1038/nature10736>
- Aplin, L. M. (2016). Understanding the multiple factors governing social learning and the diffusion of innovations. *Current Opinion in Behavioral Sciences*, 12, 59–65. <https://doi.org/10.1016/j.cobeha.2016.09.003>
- Aplin, L. M., Farine, D. R., Morand-Ferron, J., Cockburn, A., Thornton, A., & Sheldon, B. C. (2015). Experimentally induced innovations lead to persistent culture via conformity in wild birds. *Nature*, 518, 538–541. <https://doi.org/10.1038/nature13998>
- Aplin, L. M., Farine, D. R., Morand-Ferron, J., & Sheldon, B. C. (2012). Social networks predict patch discovery in a wild population of songbirds. *Proceedings of the Royal Society B: Biological Sciences*, 279, 4199–4205. <https://doi.org/10.1098/rspb.2012.1591>
- Armansin, N. C., Stow, A. J., Cantor, M., Leu, S. T., Klarevas-Irby, J. A., Chariton, A. A., & Farine, D. R. (2020). Social barriers in ecological landscapes: The social resistance hypothesis. *Trends in Ecology & Evolution*, 35, 137–148. <https://doi.org/10.1016/j.tree.2019.10.001>
- Axelrod, R., & Hamilton, W. D. (1981). The evolution of cooperation. *Science*, 211, 1390–1396. <https://doi.org/10.1126/science.7466396>
- Barta, Z., McNamara, J. M., Huszar, D. B., & Taborsky, M. (2011). Cooperation among non-relatives evolves by state-dependent generalized reciprocity. *Proceedings of the Royal Society B: Biological Sciences*, 278, 843–848. <https://doi.org/10.1098/rspb.2010.1634>
- Bateman, A. W., Ozgul, A., Nielsen, J. F., Coulson, T., & Clutton-Brock, T. H. (2013). Social structure mediates environmental effects on group size in an obligate cooperative breeder, *Suricata suricatta*. *Ecology*, 94, 587–597.
- Behringer, D. C., Butler, M. J., & Shields, J. D. (2006). Ecology: Avoidance of disease by social lobsters. *Nature*, 441, 421. <https://doi.org/10.1038/441421a>
- Beisner, B. A., Jackson, M. E., Cameron, A. N., & McCowan, B. (2011). Detecting instability in animal social networks: Genetic fragmentation is associated with social instability in rhesus macaques. *PLoS ONE*, 6, e16365. <https://doi.org/10.1371/journal.pone.0016365>
- Bekoff, M. (1977). Mammalian dispersal and the ontogeny of individual behavioral phenotypes. *The American Naturalist*, 111, 715–732. <https://doi.org/10.1086/283201>
- Berman, C. M. (1982). The ontogeny of social relationships with group companions among free-ranging infant rhesus monkeys I. *Social Networks and Differentiation. Animal Behaviour*, 30, 149–162. [https://doi.org/10.1016/S0003-3472\(82\)80250-9](https://doi.org/10.1016/S0003-3472(82)80250-9)
- Best, A., Webb, S., White, A., & Boots, M. (2011). Host resistance and coevolution in spatially structured populations. *Proceedings of the Royal Society B: Biological Sciences*, 278, 2216–2222. <https://doi.org/10.1098/rspb.2010.1978>
- Blumstein, D. T., Wey, T. W., & Tang, K. (2009). A test of the social cohesion hypothesis: Interactive female marmots remain at home. *Proceedings of the Royal Society B: Biological Sciences*, 276, 3007–3012. <https://doi.org/10.1098/rspb.2009.0703>
- Bode, N. W. F., Wood, A. J., & Franks, D. W. (2011). The impact of social networks on animal collective motion. *Animal Behaviour*, 82, 29–38. <https://doi.org/10.1016/j.anbehav.2011.04.011>
- Boillat, M., Challet, L., Rossier, D., Kan, C., Carleton, A., & Rodriguez, I. (2015). The vomeronasal system mediates sick conspecific avoidance. *Current Biology*, 25, 251–255. <https://doi.org/10.1016/j.cub.2014.11.061>
- Bond, M. L., König, B., Lee, D. K., Ozgul, A., & Farine, D. (2020). Proximity to humans affects local social structure in a giraffe metapopulation. *Journal of Animal Ecology*, 90, 212–221. <https://doi.org/10.1111/1365-2656.13247>
- Bonds, M. H., Keenan, D. C., Leidner, A. J., & Rohani, P. (2005). Higher disease prevalence can induce greater sociality: A game theoretic coevolutionary model. *Evolution*, 59, 1859–1866. <https://doi.org/10.1111/j.0014-3820.2005.tb01056.x>
- Boogert, N. J., Farine, D. R., & Spencer, K. A. (2014). Developmental stress predicts social network position. *Biology Letters*, 10, 20140561. <https://doi.org/10.1098/rsbl.2014.0561>
- Boogert, N. J., Lachlan, R. F., Spencer, K. A., Templeton, C. N., & Farine, D. R. (2018). Stress hormones, social associations and song learning in zebra finches. *Philosophical Transactions of the Royal Society B: Biological Sciences*, 373, 20170290. <https://doi.org/10.1098/rstb.2017.0290>
- Boots, M., & Meador, M. (2007). Local interactions select for lower pathogen infectivity. *Science*, 315, 1284–1286. <https://doi.org/10.1126/science.1137126>
- Bos, N., Lefevre, T., Jensen, A. B., & D'ettorre, P. (2012). Sick ants become unsociable. *Journal of Evolutionary Biology*, 25, 342–351. <https://doi.org/10.1111/j.1420-9101.2011.02425.x>
- Boughman, J. W. (1998). Vocal learning by greater spear-nosed bats. *Proceedings of the Royal Society B: Biological Sciences*, 265, 227–233. <https://doi.org/10.1098/rspb.1998.0286>
- Bowler, D. E., & Benton, T. G. (2005). Causes and consequences of animal dispersal strategies: Relating individual behaviour to spatial dynamics. *Biological Reviews*, 80, 205–225. <https://doi.org/10.1017/S1464793104006645>
- Brandl, H. B., Farine, D. R., Funghi, C., Schuett, W., & Griffith, S. C. (2019). Early-life social environment predicts social network position in wild zebra finches. *Proceedings of the Royal Society B: Biological Sciences*, 286, 20182579. <https://doi.org/10.1098/rspb.2018.2579>
- Brandl, H. B., Griffith, S. C., Farine, D. R., & Schuett, W. (2019). Wild zebra finches that nest synchronously have long-term stable social ties. *Journal of Animal Ecology*, 90, 76–86. <https://doi.org/10.1111/1365-2656.13082>
- Brent, L. J. N., Lehmann, J., & Ramos-Fernández, G. (2011). Social networks in the study of nonhuman primates: A historical perspective. *American Journal of Primatology*, 73, 720–730.
- Cameron, E. Z., Setsaas, T. H., & Linklater, W. L. (2009). Social bonds between unrelated females increase reproductive success in feral horses. *Proceedings of the National Academy of Sciences of the United States of America*, 106, 13850–13853. <https://doi.org/10.1073/pnas.0900639106>
- Cantor, M., & Farine, D. R. (2018). Simple foraging rules in competitive environments can generate socially structured populations. *Ecology and Evolution*, 8, 4978–4991. <https://doi.org/10.1002/ece3.4061>

- Cantor, M., Shoemaker, L. G., Cabral, R. B., Flores, C. O., Varga, M., & Whitehead, H. (2015). Multilevel animal societies can emerge from cultural transmission. *Nature Communications*, 6, 8091. <https://doi.org/10.1038/ncomms9091>
- Cantor, M., & Whitehead, H. (2013). The interplay between social networks and culture: Theoretically and among whales and dolphins. *Philosophical Transactions of the Royal Society B: Biological Sciences*, 368, 20120340. <https://doi.org/10.1098/rstb.2012.0340>
- Carter, A. J., Lee, A. E., Marshall, H. H., Tico, M. T., & Cowlshaw, G. (2015). Phenotypic assortment in wild primate networks: Implications for the dissemination of information. *Royal Society Open Science*, 2, 140444. <https://doi.org/10.1098/rsos.140444>
- Carter, G. G. (2014). The reciprocity controversy. *Animal Behavior and Cognition*, 1, 368–386. <https://doi.org/10.12966/abc.08.11.2014>
- Carter, G. G., Farine, D. R., Crisp, R. J., Vrtillek, J. K., Ripperger, S. P., & Page, R. A. (2020). Development of new food-sharing relationships in vampire bats. *Current Biology*, 30(1275–1279), e1273. <https://doi.org/10.1016/j.cub.2020.01.055>
- Carter, G. G., Farine, D. R., & Wilkinson, G. S. (2017). Social bet-hedging in vampire bats. *Biology Letters*, 13, 20170112. <https://doi.org/10.1098/rsbl.2017.0112>
- Centola, D., González-Avella, J. C., Eguíluz, V. M., & San Miguel, M. (2007). Homophily, cultural drift, and the co-evolution of cultural groups. *Journal of Conflict Resolution*, 51, 905–929. <https://doi.org/10.1177/0022002707307632>
- Chase, I. D., Tovey, C., Spangler-Martin, D., & Manfredonia, M. (2002). Individual differences versus social dynamics in the formation of animal dominance hierarchies. *Proceedings of the National Academy of Sciences of the United States of America*, 99, 5744–5749. <https://doi.org/10.1073/pnas.082104199>
- Cheney, D. L., & Seyfarth, R. M. (1983). Nonrandom dispersal in free-ranging vervet monkeys: Social and genetic consequences. *The American Naturalist*, 122, 392–412. <https://doi.org/10.1086/284142>
- Christian, J. J. (1970). Social subordination, population density, and mammalian evolution. *Science*, 168, 84–90. <https://doi.org/10.1126/science.168.3927.84>
- Clobert, J. (2012). *Dispersal ecology and evolution*. Oxford, UK: Oxford University Press.
- Coussi-Korbel, S., & Fragaszy, D. M. (1995). On the relation between social dynamics and social learning. *Animal Behaviour*, 50, 1441–1453. [https://doi.org/10.1016/0003-3472\(95\)80001-8](https://doi.org/10.1016/0003-3472(95)80001-8)
- Couzin, I. D., Krause, J., James, R., Ruxton, G. D., & Franks, N. R. (2002). Collective memory and spatial sorting in animal groups. *Journal of Theoretical Biology*, 218, 1–11. <https://doi.org/10.1006/jtbi.2002.3065>
- Cozzi, G., Maag, N., Borger, L., Clutton-Brock, T. H., & Ozgul, A. (2018). Socially informed dispersal in a territorial cooperative breeder. *Journal of Animal Ecology*, 87, 838–849. <https://doi.org/10.1111/1365-2656.12795>
- Croft, D. P., James, R., & Krause, J. (2008). *Exploring animal social networks*. Princeton, NJ: Princeton University Press.
- Croft, D. P., Krause, J., Darden, S. K., Ramnarine, I. W., Faria, J. J., & James, R. (2009). Behavioural trait assortment in a social network: Patterns and implications. *Behavioral Ecology and Sociobiology*, 63, 1495–1503. <https://doi.org/10.1007/s00265-009-0802-x>
- Croft, D. P., Madden, J. R., Franks, D. W., & James, R. (2011). Hypothesis testing in animal social networks. *Trends in Ecology & Evolution*, 26, 502–507. <https://doi.org/10.1016/j.tree.2011.05.012>
- Dakin, R., Moore, I. T., Horton, B. M., Vernasco, B. J., & Ryder, T. B. (2020). Testosterone-mediated behavior shapes the emergent properties of social networks. *Journal of Animal Ecology*, 90, 131–142. <https://doi.org/10.1111/1365-2656.13305>
- DeVries, A. C., DeVries, M. B., Taymans, S. E., & Carter, C. S. (1996). The effects of stress on social preferences are sexually dimorphic in prairie voles. *Proceedings of the National Academy of Sciences of the United States of America*, 93, 11980–11984. <https://doi.org/10.1073/pnas.93.21.11980>
- Doligez, B., Danchin, E., & Clobert, J. (2002). Public information and breeding habitat selection in a wild bird population. *Science*, 297, 1168–1170. <https://doi.org/10.1126/science.1072838>
- Drews, C. (1993). The concept and definition of dominance in animal behavior. *Behaviour*, 125, 283–313.
- Eldakar, O. T., Dlugos, M. J., Wilcox, R. S., & Wilson, D. S. (2009). Aggressive mating as a tragedy of the commons in the water strider *Aquarius remigis*. *Behavioral Ecology and Sociobiology*, 64, 25–33. <https://doi.org/10.1007/s00265-009-0814-6>
- Emlen, S. T., & Oring, L. W. (1977). Ecology, sexual selection, and the evolution of mating systems. *Science*, 197, 215–223. <https://doi.org/10.1126/science.327542>
- Engh, A. L., Beehner, J. C., Bergman, T. J., Whitten, P. L., Hoffmeier, R. R., Seyfarth, R. M., & Cheney, D. L. (2006). Female hierarchy instability, male immigration and infanticide increase glucocorticoid levels in female chacma baboons. *Animal Behaviour*, 71, 1227–1237. <https://doi.org/10.1016/j.anbehav.2005.11.009>
- Farine, D. R. (2013). Animal social network inference and permutations for ecologists in R using asnipe. *Methods in Ecology and Evolution*, 4, 1187–1194.
- Farine, D. R. (2014). Measuring phenotypic assortment in animal social networks: Weighted associations are more robust than binary edges. *Animal Behaviour*, 89, 141–153. <https://doi.org/10.1016/j.anbehav.2014.01.001>
- Farine, D. R. (2018). When to choose dynamic vs. static social network analysis. *Journal of Animal Ecology*, 87, 128–138. <https://doi.org/10.1111/1365-2656.12764>
- Farine, D. R., Montiglio, P. O., & Spiegel, O. (2015). From individuals to groups and back: The evolutionary implications of group phenotypic composition. *Trends in Ecology & Evolution*, 30, 609–621. <https://doi.org/10.1016/j.tree.2015.07.005>
- Farine, D. R., & O'Hara, R. B. (2013). Animal social network inference and permutations for ecologists in R using asnipe. *Methods in Ecology and Evolution*, 4, 1187–1194.
- Farine, D. R., & Sheldon, B. C. (2015). Selection for territory acquisition is modulated by social network structure in a wild songbird. *Journal of Evolutionary Biology*, 28, 547–556. <https://doi.org/10.1111/jeb.12587>
- Farine, D. R., Spencer, K. A., & Boogert, N. J. (2015). Early-life stress triggers juvenile zebra finches to switch social learning strategies. *Current Biology*, 25, 2184–2188. <https://doi.org/10.1016/j.cub.2015.06.071>
- Farine, D. R., Strandburg-Peshkin, A., Couzin, I. D., Berger-Wolf, T. Y., & Crofoot, M. C. (2017). Individual variation in local interaction rules can explain emergent patterns of spatial organization in wild baboons. *Proceedings of the Royal Society B: Biological Sciences*, 284(1853), 20162243. <https://doi.org/10.1098/rspb.2016.2243>
- Farine, D. R., & Whitehead, H. (2015). Constructing, conducting and interpreting animal social network analysis. *Journal of Animal Ecology*, 84, 1144–1163. <https://doi.org/10.1111/1365-2656.12418>
- Fehl, K., van der Post, D. J., & Semmann, D. (2011). Co-evolution of behaviour and social network structure promotes human cooperation. *Ecology Letters*, 14, 546–551. <https://doi.org/10.1111/j.1461-0248.2011.01615.x>
- Firth, J. A. (2020). Considering complexity: Animal social networks and behavioural contagions. *Trends in Ecology & Evolution*, 35, 100–104. <https://doi.org/10.1016/j.tree.2019.10.009>
- Firth, J. A., & Sheldon, B. C. (2016). Social carry-over effects underpin trans-seasonally linked structure in a wild bird population. *Ecology Letters*, 19, 1324–1332. <https://doi.org/10.1111/ele.12669>
- Fisher, D. N., & McAdam, A. G. (2017). Social traits, social networks and evolutionary biology. *Journal of Evolutionary Biology*, 30, 2088–2103. <https://doi.org/10.1111/jeb.13195>
- Fisher, D. N., Rodriguez-Munoz, R., & Tregenza, T. (2016). Comparing pre- and post-copulatory mate competition using social network

- analysis in wild crickets. *Behavioral Ecology*, 27, 912–919. <https://doi.org/10.1093/beheco/arv236>
- Flack, J. C., Girvan, M., de Waal, F. B., & Krakauer, D. C. (2006). Policing stabilizes construction of social niches in primates. *Nature*, 439, 426–429. <https://doi.org/10.1038/nature04326>
- Fletcher, J. A., & Doebeli, M. (2009). A simple and general explanation for the evolution of altruism. *Proceedings of the Royal Society B: Biological Sciences*, 276, 13–19. <https://doi.org/10.1098/rspb.2008.0829>
- Formica, V. A., McGlothlin, J. W., Wood, C. W., Augat, M. E., Butterfield, R. E., Barnard, M. E., & Brodie III, E. D. (2011). Phenotypic assortment mediates the effect of social selection in a wild beetle population. *Evolution*, 65, 2771–2781. <https://doi.org/10.1111/j.1558-5646.2011.01340.x>
- Formica, V., Wood, C., Cook, P., & Brodie, E. (2017). Consistency of animal social networks after disturbance. *Behavioral Ecology*, 28, 85–93. <https://doi.org/10.1093/beheco/arw128>
- Freeland, W. J. (1976). Pathogens and the evolution of primate sociality. *Biotropica*, 8, 12–24. <https://doi.org/10.2307/2387816>
- Fruteau, C., Voelkl, B., van Damme, E., & Noe, R. (2009). Supply and demand determine the market value of food providers in wild vervet monkeys. *Proceedings of the National Academy of Sciences of the United States of America*, 106, 12007–12012. <https://doi.org/10.1073/pnas.0812280106>
- Furtbauer, I., & Heistermann, M. (2016). Cortisol coregulation in fish. *Scientific Reports*, 6, 30334. <https://doi.org/10.1038/srep30334>
- Gardner, A., & West, S. A. (2006). Demography, altruism, and the benefits of budding. *Journal of Evolutionary Biology*, 19, 1707–1716. <https://doi.org/10.1111/j.1420-9101.2006.01104.x>
- Gersick, A. S., & Rubenstein, D. I. (2017). Physiology modulates social flexibility and collective behaviour in equids and other large ungulates. *Philosophical Transactions of the Royal Society B: Biological Sciences*, 372, 20160241. <https://doi.org/10.1098/rstb.2016.0241>
- Gil, M. A., Hein, A. M., Spiegel, O., Baskett, M. L., & Sih, A. (2018). Social information links individual behavior to population and community dynamics. *Trends in Ecology & Evolution*, 33, 535–548. <https://doi.org/10.1016/j.tree.2018.04.010>
- Godfrey, S. S., Ansari, T. H., Gardner, M. G., Farine, D. R., & Bull, C. M. (2014). A contact-based social network of lizards is defined by low genetic relatedness among strongly connected individuals. *Animal Behaviour*, 97, 35–43. <https://doi.org/10.1016/j.anbehav.2014.08.019>
- Goldenberg, S. Z., Douglas-Hamilton, I., & Wittemyer, G. (2016). Vertical transmission of social roles drives resilience to poaching in elephant networks. *Current Biology*, 26, 75–79. <https://doi.org/10.1016/j.cub.2015.11.005>
- Gotanda, K. M., Farine, D. R., Kratochwil, C. F., Laskowski, K. L., & Montiglio, P.-O. (2019). Animal behavior facilitates eco-evolutionary dynamics. *arXiv*, 1912.09505v1.
- Grear, D. A., Luong, L. T., & Hudson, P. J. (2013). Network transmission inference: Host behavior and parasite life cycle make social networks meaningful in disease ecology. *Ecological Applications*, 23, 1906–1914. <https://doi.org/10.1890/13-0907.1>
- Green, J. P., & Hatchwell, B. (2018). Inclusive fitness consequences of dispersal decisions in a cooperatively breeding bird, the long-tailed tit (*Aegithalos caudatus*). *Proceedings of the National Academy of Sciences of the United States of America*, 115, 12011–12016.
- Grimm, V., Dorndorf, N., Frey-Roos, F., Wissel, C., Wyszomirski, T., & Arnold, W. (2003). Modelling the role of social behavior in the persistence of the alpine marmot *Marmota marmota*. *Oikos*, 102, 124–136. <https://doi.org/10.1034/j.1600-0706.2003.11731.x>
- Groenewoud, F., Frommen, J. G., Josi, D., Tanaka, H., Jungwirth, A., & Taborsky, M. (2016). Predation risk drives social complexity in cooperative breeders. *Proceedings of the National Academy of Sciences of the United States of America*, 113, 4104–4109. <https://doi.org/10.1073/pnas.1524178113>
- Gross, T., & Blasius, B. (2008). Adaptive coevolutionary networks: A review. *Journal of the Royal Society Interface*, 5, 259–271. <https://doi.org/10.1098/rsif.2007.1229>
- Halpin, Z. T. (1991). “Kin recognition cues of vertebrates”. In P. G. Hepper (Ed.), *Kin Recognition* (220–258). Cambridge, UK: Cambridge University Press. <https://doi.org/10.1017/CBO9780511525414.010>
- Hamilton, W. D. (1964a). The genetical evolution of social behaviour I. *Journal of Theoretical Biology*, 7, 1–16. [https://doi.org/10.1016/0022-5193\(64\)90038-4](https://doi.org/10.1016/0022-5193(64)90038-4)
- Hamilton, W. D. (1964b). The genetical evolution of social behaviour II. *Journal of Theoretical Biology*, 7, 17–52.
- Hatchwell, B. J. (2009). The evolution of cooperative breeding in birds: Kinship, dispersal and life history. *Philosophical Transactions of the Royal Society B-Biological Sciences*, 364, 3217–3227. <https://doi.org/10.1098/rstb.2009.0109>
- He, P., Maldonado-Chaparro, A. A., & Farine, D. R. (2019). The role of habitat configuration in shaping social structure: A gap in studies of animal social complexity. *Behavioral Ecology and Sociobiology*, 73. <https://doi.org/10.1007/s00265-018-2602-7>
- Heathcote, R. J., Darden, S. K., Franks, D. W., Ramnarine, I. W., & Croft, D. P. (2017). Fear of predation drives stable and differentiated social relationships in guppies. *Scientific Reports*, 7, 41679. <https://doi.org/10.1038/srep41679>
- Heinze, J., & Walter, B. (2010). Moribund ants leave their nests to die in social isolation. *Current Biology*, 20, 249–252. <https://doi.org/10.1016/j.cub.2009.12.031>
- Hemelrijk, C. K. (2000). Towards the integration of social dominance and spatial structure. *Animal Behaviour*, 59, 1035–1048. <https://doi.org/10.1006/anbe.2000.1400>
- Hilleman, F., Cole, E. F., Keen, S. C., Sheldon, B. C., & Farine, D. R. (2019). Diurnal variation in the production of vocal information about food supports a model of social adjustment in wild songbirds. *Proceedings of the Royal Society B-Biological Sciences*, 286, 20182740. <https://doi.org/10.1098/rspb.2018.2740>
- Hinde, R. A. (1976). Interactions, relationships and social structure. *Man*, 11, 1–17. <https://doi.org/10.2307/2800384>
- Holmes, W. G., & Sherman, P. W. (1982). The ontogeny of kin recognition in two species of ground squirrels. *American Zoologist*, 22, 491–517.
- Ilany, A., & Akcay, E. (2016a). Personality and social networks: A generative model approach. *Integrative and Comparative Biology*, 56, 1197–1205. <https://doi.org/10.1093/icb/icw068>
- Ilany, A., & Akcay, E. (2016b). Social inheritance can explain the structure of animal social networks. *Nature Communications*, 7, 12084. <https://doi.org/10.1038/ncomms12084>
- Ilany, A., Barocas, A., Koren, L., Kam, M., & Geffen, E. (2013). Structural balance in the social networks of a wild mammal. *Animal Behaviour*, 85, 1397–1405. <https://doi.org/10.1016/j.anbehav.2013.03.032>
- Kasumovic, M. M., Bruce, M. J., Andrade, M. C., & Herberstein, M. E. (2008). Spatial and temporal demographic variation drives within-season fluctuations in sexual selection. *Evolution*, 62, 2316–2325. <https://doi.org/10.1111/j.1558-5646.2008.00446.x>
- Keeling, M. J. (1999). The effects of local spatial structure on epidemiological invasions. *Proceedings of the Royal Society B: Biological Sciences*, 266, 859–867. <https://doi.org/10.1098/rspb.1999.0716>
- Keeling, M. (2005). The implications of network structure for epidemic dynamics. *Theoretical Population Biology*, 67, 1–8. <https://doi.org/10.1016/j.tpb.2004.08.002>
- Keller, L. (2002). Inbreeding effects in wild populations. *Trends in Ecology & Evolution*, 17, 230–241. [https://doi.org/10.1016/S0169-5347\(02\)02489-8](https://doi.org/10.1016/S0169-5347(02)02489-8)
- Kelly, A. M., & Goodson, J. L. (2014). Social functions of individual vasopressin-oxytocin cell groups in vertebrates: What do we really know? *Frontiers in Neuroendocrinology*, 35, 512–529. <https://doi.org/10.1016/j.yfrne.2014.04.005>

- Kelly, A. M., Kingsbury, M. A., Hoffbuhr, K., Schrock, S. E., Waxman, B., Kabelik, D., ... Goodson, J. L. (2011). Vasotocin neurons and septal V-1a-like receptors potentially modulate songbird flocking and responses to novelty. *Hormones and Behavior*, 60, 12–21. <https://doi.org/10.1016/j.yhbeh.2011.01.012>
- Kendal, R. L., Boogert, N. J., Rendell, L., Laland, K. N., Webster, M., & Jones, P. L. (2018). Social learning strategies: Bridge-building between fields. *Trends in Cognitive Science*, 22, 651–665. <https://doi.org/10.1016/j.tics.2018.04.003>
- Kendal, R., Hopper, L. M., Whiten, A., Brosnan, S. F., Lambeth, S. P., Schapiro, S. J., & Hoppitt, W. (2015). Chimpanzees copy dominant and knowledgeable individuals: Implications for cultural diversity. *Evolution and Human Behavior*, 36, 65–72. <https://doi.org/10.1016/j.evolhumbehav.2014.09.002>
- Kern, J. M., & Radford, A. N. (2018). Experimental evidence for delayed contingent cooperation among wild dwarf mongooses. *Proceedings of the National Academy of Sciences of the United States of America*, 115, 6255–6260. <https://doi.org/10.1073/pnas.1801000115>
- Kiesecker, J. M., Skelly, D. K., Beard, K. H., & Preisser, E. (1999). Behavioral reduction of infection risk. *Proceedings of the National Academy of Sciences of the United States of America*, 96, 9165–9168. <https://doi.org/10.1073/pnas.96.16.9165>
- Kikusui, T., Winslow, J. T., & Mori, Y. (2006). Social buffering: Relief from stress and anxiety. *Philosophical Transactions of the Royal Society B: Biological Sciences*, 361, 2215–2228. <https://doi.org/10.1098/rstb.2006.1941>
- King, A. J., Sueur, C., Huchard, E., & Cowlshaw, G. (2011). A rule-of-thumb based on social affiliation explains collective movements in desert baboons. *Animal Behaviour*, 82, 1337–1345. <https://doi.org/10.1016/j.anbehav.2011.09.017>
- Konrad, C. M., Gero, S., Frasier, T., & Whitehead, H. (2018). Kinship influences sperm whale social organization within, but generally not among, social units. *Royal Society Open Science*, 5, 180914. <https://doi.org/10.1098/rsos.180914>
- Krama, T., Vrublevska, J., Freeberg, T. M., Kullberg, C., Rantala, M. J., & Krams, I. (2012). You mob my owl, I'll mob yours: Birds play tit-for-tat game. *Scientific Reports*, 2, 800. <https://doi.org/10.1038/srep00800>
- Krams, I., Krama, T., Igaune, K., & Mänd, R. (2007). Experimental evidence of reciprocal altruism in the pied flycatcher. *Behavioral Ecology and Sociobiology*, 62, 599–605. <https://doi.org/10.1007/s00265-007-0484-1>
- Krause, J., Lusseau, D., & James, R. (2009). Animal social networks: An introduction. *Behavioral Ecology and Sociobiology*, 63, 967–973. <https://doi.org/10.1007/s00265-009-0747-0>
- Kulahci, I. G., Ghazanfar, A. A., & Rubenstein, D. I. (2018). Knowledgeable lemurs become more central in social networks. *Current Biology*, 28(1306–1310), e1302. <https://doi.org/10.1016/j.cub.2018.02.079>
- Kulahci, I. G., & Quinn, J. L. (2019). Dynamic relationships between information transmission and social connections. *Trends in Ecology & Evolution*, 34(6), 545–554. <https://doi.org/10.1016/j.tree.2019.1002.1007>
- Kurvers, R. H. J. M., Krause, J., Croft, D. P., Wilson, A. D. M., & Wolf, M. (2014). The evolutionary and ecological consequences of animal social networks: Emerging issues. *Trends in Ecology & Evolution*, 29, 326–335. <https://doi.org/10.1016/j.tree.2014.04.002>
- Laland, K. N. (2004). Social learning strategies. *Learning & Behavior*, 32, 4–14. <https://doi.org/10.3758/BF03196002>
- Laland, K. N., & Hoppitt, W. (2003). Do animals have culture? *Evolutionary Anthropology: Issues, News, and Reviews*, 12, 150–159. <https://doi.org/10.1002/evan.10111>
- Landova, E., Hotova Svadova, K., Fuchs, R., Stys, P., & Exnerova, A. (2017). The effect of social learning on avoidance of aposematic prey in juvenile great tits (*Parus major*). *Animal Cognition*, 20, 855–866. <https://doi.org/10.1007/s10071-017-1106-6>
- Lantz, S. M., & Karubian, J. (2017). Environmental disturbance increases social connectivity in a passerine bird. *PLoS ONE*, 12. <https://doi.org/10.1371/journal.pone.0183144>
- Leedale, A. E., Sharp, S. P., Simeoni, M., Robinson, E. J. H., & Hatchwell, B. J. (2018). Fine-scale genetic structure and helping decisions in a cooperatively breeding bird. *Molecular Ecology*, 27, 1714–1726. <https://doi.org/10.1111/mec.14553>
- Lloyd-Smith, J. O., Schreiber, S. J., Kopp, P. E., & Getz, W. M. (2005). Superspreading and the effect of individual variation on disease emergence. *Nature*, 438, 355–359. <https://doi.org/10.1038/nature04153>
- Lopes, P. C., Block, P., & König, B. (2016). Infection-induced behavioural changes reduce connectivity and the potential for disease spread in wild mice contact networks. *Scientific Reports*, 6, 31790. <https://doi.org/10.1038/srep31790>
- Ludwig, S. C., Kapetanopoulos, K., Kotrschal, K., & Wascher, C. A. F. (2017). Effects of mate separation in female and social isolation in male free-living Greylag geese on behavioural and physiological measures. *Behavioural Processes*, 138, 134–141. <https://doi.org/10.1016/j.beproc.2017.03.002>
- Maag, N., Cozzi, G., Clutton-Brock, T., & Ozgul, A. (2018). Density-dependent dispersal strategies in a cooperative breeder. *Ecology*, 99, 1932–1941. <https://doi.org/10.1002/ecy.2433>
- Mabry, K. E., Montiglio, P.-O., Spiegel, O., & Wey, T. W. (2015). Natal dispersal in a social landscape: Considering individual behavioral phenotypes and social environment in dispersal ecology. *Current Zoology*, 61, 543–556. <https://doi.org/10.1093/czoolo/61.3.543>
- Macdonald, G. (1952). The analysis of equilibrium in malaria. *Tropical Diseases Bulletin*, 49, 813–829.
- Machado, A. M. S., Cantor, M., Costa, A. P. B., Righetti, B. P. H., Bezamat, C., Valle-Pereira, J. V. S., ... Daura-Jorge, F. G. (2019). Homophily around specialized foraging underlies dolphin social preferences. *Biology Letters*, 15, 20180909. <https://doi.org/10.1098/rsbl.2018.0909>
- Maldonado-Chaparro, A. A., Alarcon-Nieto, G., Klarevas-Irby, J. A., & Farine, D. R. (2018). Experimental disturbances reveal group-level costs of social instability. *Proceedings of the Royal Society B: Biological Sciences*, 285(1891), 20181577. <https://doi.org/10.1098/rspb.2018.1577>
- Maldonado-Chaparro, A. A., Montiglio, P. O., Forstmeier, W., Kempenaers, B., & Farine, D. R. (2018). Linking the fine-scale social environment to mating decisions: A future direction for the study of extra-pair paternity. *Biological Reviews*, 93, 1558–1577. <https://doi.org/10.1111/brv.12408>
- Mann, J., Stanton, M. A., Patterson, E. M., Bienenstock, E. J., & Singh, L. O. (2012). Social networks reveal cultural behaviour in tool-using [corrected] dolphins. *Nature Communications*, 3, 980.
- Marcoux, M., & Lusseau, D. (2013). Network modularity promotes cooperation. *Journal of Theoretical Biology*, 324, 103–108. <https://doi.org/10.1016/j.jtbi.2012.12.012>
- Mbizah, M. M., Farine, D. R., Valeix, M., Hunt, J. E., Macdonald, D. W., & Loveridge, A. J. (2020). Effect of ecological factors on fine-scale patterns of social structure in African lions. *Journal of Animal Ecology*, 90, 2665–2676. <https://doi.org/10.1111/1365-2656.13334>
- McDonald, D. B. (2007). Predicting fate from early connectivity in a social network. *Proceedings of the National Academy of Sciences of the United States of America*, 104, 10910–10914. <https://doi.org/10.1073/pnas.0701159104>
- McDonald, G. C., Farine, D. R., Foster, K. R., & Biernaskie, J. M. (2017). Assortment and the analysis of natural selection on social traits. *Evolution*, 71, 2693–2702. <https://doi.org/10.1111/evo.13365>
- McDonald, G. C., James, R., Krause, J., & Pizzari, T. (2013). Sexual networks: Measuring sexual selection in structured, polyandrous populations. *Philosophical Transactions of the Royal Society B: Biological Sciences*, 368, 20120356. <https://doi.org/10.1098/rstb.2012.0356>
- McDonald, G. C., & Pizzari, T. (2018). Structure of sexual networks determines the operation of sexual selection. *Proceedings of the National Academy of Sciences of the United States of America*, 115, E53–E61. <https://doi.org/10.1073/pnas.1710450115>
- McDonald, G. C., Spurgin, L. G., Fairfield, E. A., Richardson, D. S., & Pizzari, T. J. P. O. T. R. S. B. (2019). Differential female sociality is

- linked with the fine-scale structure of sexual interactions in replicate groups of red junglefowl, *Gallus gallus*. *Proceedings of the Royal Society B: Biological Sciences*, 286, 20191734.
- Mitani, J. C. (2006). Reciprocal exchange in chimpanzees and other primates. In P. M. Kappeler & C. P. van Schaik (Eds.), *Cooperation in primates and humans* (pp. 107–119). Berlin, Germany: Springer. https://doi.org/10.1007/3-540-28277-7_6
- Montiglio, P. O., Gotanda, K. M., Kratochwil, C. F., Laskowski, K. L., Nadell, C. D., & Farine, D. R. (2018). Nested interaction networks represent a missing link in the study of behavioural and community ecology. *arXiv*, 1804.00927.
- Montiglio, P. O., McGlothlin, J. W., & Farine, D. R. (2018). Social structure modulates the evolutionary consequences of social plasticity: Taking a social network perspective of interacting phenotypes. *Ecology & Evolution*, 8, 1451–1464.
- Noguera, J. C., Kim, S. Y., & Velando, A. (2017). Family-transmitted stress in a wild bird. *Proceedings of the National Academy of Sciences of the United States of America*, 114, 6794–6799. <https://doi.org/10.1073/pnas.1706164114>
- Oh, K. P., & Badyaev, A. V. (2010). Structure of social networks in a passerine bird: Consequences for sexual selection and the evolution of mating strategies. *The American Naturalist*, 176, E80–E89. <https://doi.org/10.1086/655216>
- Ohtsuki, H., Hauert, C., Lieberman, E., & Nowak, M. A. (2006). A simple rule for the evolution of cooperation on graphs and social networks. *Nature*, 441, 502–505. <https://doi.org/10.1038/nature04605>
- Oliveira, R. F., Lopes, M., Carneiro, L. A., & Canario, A. V. (2001). Watching fights raises fish hormone levels. *Nature*, 409, 475. <https://doi.org/10.1038/35054128>
- Palacios-Romo, T. M., Castellanos, F., & Ramos-Fernandez, G. (2019). Uncovering the decision rules behind collective foraging in spider monkeys. *Animal Behaviour*, 149, 121–133. <https://doi.org/10.1016/j.anbehav.2019.01.011>
- Pelletier, F., Clutton-Brock, T., Pemberton, J., Tuljapurkar, S., & Coulson, T. (2007). The evolutionary demography of ecological change: Linking trait variation and population growth. *Science*, 315, 1571–1574. <https://doi.org/10.1126/science.1139024>
- Pike, T. W., Samanta, M., Lindstrom, J., & Royle, N. J. (2008). Behavioural phenotype affects social interactions in an animal network. *Proceedings of the Royal Society B: Biological Sciences*, 275, 2515–2520. <https://doi.org/10.1098/rspb.2008.0744>
- Pinter-Wollman, N., Hobson, E. A., Smith, J. E., Edelman, A. J., Shizuka, D., de Silva, S., ... McDonald, D. B. (2014). The dynamics of animal social networks: Analytical, conceptual, and theoretical advances. *Behavioral Ecology*, 25, 242–255. <https://doi.org/10.1093/beheco/art047>
- Poulin, R. (2018). Modification of host social networks by manipulative parasites. *Behaviour*, 155, 671–688. <https://doi.org/10.1163/1568539X-00003456>
- Prado, F., Sheih, A., West, J. D., & Kerr, B. (2009). Coevolutionary cycling of host sociality and pathogen virulence in contact networks. *Journal of Theoretical Biology*, 261, 561–569. <https://doi.org/10.1016/j.jtbi.2009.08.022>
- Preston, E. F. R., Thompson, F. J., Ellis, S., Kyambulima, S., Croft, D. P., & Cant, M. A. (2020). Network-level consequences of outgroup threats in banded mongooses: Grooming and aggression between the sexes. *Journal of Animal Ecology*, 90, 153–167. <https://doi.org/10.1111/1365-2656.13323>
- Pruitt, J. N., Howell, K. A., Gladney, S. J., Yang, Y., Lichtenstein, J. L., Spicer, M. E., ... Pinter-Wollman, N. (2017). Behavioral hypervolumes of predator groups and predator-predator interactions shape prey survival rates and selection on prey behavior. *The American Naturalist*, 189, 254–266. <https://doi.org/10.1086/690292>
- Pruitt, J. N., Wright, C. M., Lichtenstein, J. L., Chism, G. T., McEwen, B. L., Kamath, A., & Pinter-Wollman, N. (2018). Selection for collective aggressiveness favors social susceptibility in social spiders. *Current Biology*, 28(100–105), e104. <https://doi.org/10.1016/j.cub.2017.11.038>
- Radford, A. N. (2008). Duration and outcome of intergroup conflict influences intragroup affiliative behaviour. *Proceedings of the Royal Society B: Biological Sciences*, 275, 2787–2791. <https://doi.org/10.1098/rspb.2008.0787>
- Rand, D. G., Arbesman, S., & Christakis, N. A. (2011). Dynamic social networks promote cooperation in experiments with humans. *Proceedings of the National Academy of Sciences of the United States of America*, 108, 19193–19198. <https://doi.org/10.1073/pnas.1108243108>
- Ripperger, S. P., Carter, G. G., Duda, N., Koelpin, A., Cassens, B., Kapitza, R., ... Mayer, F. (2019). Vampire bats that cooperate in the lab maintain their social networks in the wild. *Current Biology*, 29(4139–4144), e4134. <https://doi.org/10.1016/j.cub.2019.10.024>
- Rosenthal, S. B., Twomey, C. R., Hartnett, A. T., Wu, H. S., & Couzin, I. D. (2015). Revealing the hidden networks of interaction in mobile animal groups allows prediction of complex behavioral contagion. *Proceedings of the National Academy of Sciences of the United States of America*, 112, 4690–4695. <https://doi.org/10.1073/pnas.1420068112>
- Rutte, C., & Taborsky, M. (2007). Generalized reciprocity in rats. *PLoS Biology*, 5, e196. <https://doi.org/10.1371/journal.pbio.0050196>
- Sah, P., Mann, J., & Bansal, S. (2018). Disease implications of animal social network structure: A synthesis across social systems. *Journal of Animal Ecology*, 87, 546–558. <https://doi.org/10.1111/1365-2656.12786>
- Sapolsky, R. M. (2005). The influence of social hierarchy on primate health. *Science*, 308, 648–652. <https://doi.org/10.1126/science.1106477>
- Sarkar, A., Harty, S., Johnson, K. V., Moeller, A. H., Archie, E. A., Schell, L. D., ... Burnet, P. W. J. (2020). Microbial transmission in animal social networks and the social microbiome. *Nature Ecology & Evolution*, 4(8), 1020–1035. <https://doi.org/10.1038/s41559-020-1220-8>
- Seebacher, F., & Krause, J. (2017). Physiological mechanisms underlying animal social behaviour. *Philosophical Transactions of the Royal Society B: Biological Sciences*, 372(1727), 20160231. <https://doi.org/10.1098/rstb.2016.0231>
- Sharp, S. P., McGowan, A., Wood, M. J., & Hatchwell, B. J. (2005). Learned kin recognition cues in a social bird. *Nature*, 434, 1127–1130. <https://doi.org/10.1038/nature03522>
- Sheppard, C. E., Inger, R., McDonald, R. A., Barker, S., Jackson, A. L., Thompson, F. J., ... Marshall, H. H. (2018). Intragroup competition predicts individual foraging specialisation in a group-living mammal. *Ecology Letters*, 21, 665–673. <https://doi.org/10.1111/ele.12933>
- Shizuka, D., & Johnson, A. E. (2020). How demographic processes shape animal social networks. *Behavioral Ecology*, 31, 1–11. <https://doi.org/10.1093/beheco/az083>
- Sih, A., Hanser, S. F., & McHugh, K. A. (2009). Social network theory: New insights and issues for behavioral ecologists. *Behavioral Ecology and Sociobiology*, 63, 975–988. <https://doi.org/10.1007/s00265-009-0725-6>
- Silk, J. B. (2007). Social components of fitness in primate groups. *Science*, 317, 1347–1351. <https://doi.org/10.1126/science.1140734>
- Silk, M. J., Hodgson, D. J., Rozins, C., Croft, D. P., Delahay, R. J., Boots, M., & McDonald, R. A. (2019). Integrating social behaviour, demography and disease dynamics in network models: Applications to disease management in declining wildlife populations. *Philosophical Transactions of the Royal Society B: Biological Sciences*, 374, 20180211. <https://doi.org/10.1098/rstb.2018.0211>
- Singleton, G. R., & Hay, D. A. (1983). The effect of social organization on reproductive success and gene flow in colonies of wild house mice, *Mus musculus*. *Behavioral Ecology and Sociobiology*, 12, 49–56. <https://doi.org/10.1007/BF00296932>
- Slocombe, K. E., Kaller, T., Turman, L., Townsend, S. W., Papworth, S., Squibbs, P., & Zuberbühler, K. (2010). Production of food-associated calls in wild male chimpanzees is dependent on the composition of the audience. *Behavioral Ecology and Sociobiology*, 64, 1959–1966. <https://doi.org/10.1007/s00265-010-1006-0>

- Somveille, M., Firth, J. A., Aplin, L. M., Farine, D. R., Sheldon, B. C., & Thompson, R. N. (2018). Movement and conformity interact to establish local behavioural traditions in animal populations. *PLoS Computational Biology*, *14*, e1006647. <https://doi.org/10.1371/journal.pcbi.1006647>
- Spencer, K. A. (2017). Developmental stress and social phenotypes: Integrating neuroendocrine, behavioural and evolutionary perspectives. *Philosophical Transactions of the Royal Society B: Biological Sciences*, *372*. <https://doi.org/10.1098/rstb.2016.0242>
- Stanton, M. A., & Mann, J. (2012). Early social networks predict survival in wild bottlenose dolphins. *PLoS ONE*, *7*, e47508. <https://doi.org/10.1371/journal.pone.0047508>
- Stockmaier, S., Bolnick, D. I., Page, R. A., & Carter, G. G. (2020). Sickness effects on social interactions depend on the type of behaviour and relationship. *Journal of Animal Ecology*, *89*, 1387–1394. <https://doi.org/10.1111/1365-2656.13193>
- Strandburg-Peshkin, A., Farine, D. R., Couzin, I. D., & Crofoot, M. C. (2015). Group decisions. Shared decision-making drives collective movement in wild baboons. *Science*, *348*, 1358–1361. <https://doi.org/10.1126/science.aaa5099>
- Strandburg-Peshkin, A., Farine, D. R., Crofoot, M. C., & Couzin, I. D. (2017). Habitat and social factors shape individual decisions and emergent group structure during baboon collective movement. *Elife*, *6*. <https://doi.org/10.7554/eLife.19505>
- Strandburg-Peshkin, A., Papageorgiou, D., Crofoot, M. C., & Farine, D. R. (2018). Inferring influence and leadership in moving animal groups. *Philosophical Transactions of the Royal Society B: Biological Sciences*, *373*. <https://doi.org/10.1098/rstb.2017.0006>
- Strauss, E. D., & Holekamp, K. E. (2019). Social alliances improve rank and fitness in convention-based societies. *Proceedings of the National Academy of Sciences of the United States of America*, *116*, 8919–8924. <https://doi.org/10.1073/pnas.1810384116>
- Strauss, E. D., Shizuka, D., & Holekamp, K. E. (2019). Juvenile rank acquisition influences fitness independent of adult rank. *bioRxiv*, 812362.
- Stroeymeyt, N., Grasse, A. V., Crespi, A., Mersch, D. P., Cremer, S., & Keller, L. (2018). Social network plasticity decreases disease transmission in a eusocial insect. *Science*, *362*, 941–945. <https://doi.org/10.1126/science.aat4793>
- Sueur, C., Romano, V., Sosa, S., & Puga-Gonzalez, I. (2019). Mechanisms of network evolution: A focus on socioecological factors, intermediary mechanisms, and selection pressures. *Primates*, *60*, 167–181. <https://doi.org/10.1007/s10329-018-0682-7>
- Suzuki, T. N., & Kutsukake, N. (2017). Foraging intention affects whether willow tits call to attract members of mixed-species flocks. *Royal Society Open Science*, *4*, 170222. <https://doi.org/10.1098/rsos.170222>
- Taborsky, B., & Oliveira, R. F. (2012). Social competence: An evolutionary approach. *Trends in Ecology & Evolution*, *27*, 679–688. <https://doi.org/10.1016/j.tree.2012.09.003>
- Thorogood, R., Kokko, H., & Mappes, J. (2018). Social transmission of avoidance among predators facilitates the spread of novel prey. *Nature Ecology & Evolution*, *2*, 254–261. <https://doi.org/10.1038/s41559-017-0418-x>
- Turner, J. W., Robitaille, A. L., Bills, P. S., & Holekamp, H. E. (2020). Early-life relationships matter: Social position during early life predicts fitness among female spotted hyenas. *Journal of Animal Ecology*, *90*, 183–196. <https://doi.org/10.1111/1365-2656.13282>
- VanderWaal, K. L., Atwill, E. R., Isbell, L. A., & McCowan, B. (2014). Linking social and pathogen transmission networks using microbial genetics in giraffe (*Giraffa camelopardalis*). *Journal of Animal Ecology*, *83*, 406–414.
- VanderWaal, K. L., Ezenwa, V. O., & Hawley, D. (2016). Heterogeneity in pathogen transmission: Mechanisms and methodology. *Functional Ecology*, *30*, 1606–1622. <https://doi.org/10.1111/1365-2435.12645>
- Veenema, A. H. (2012). Toward understanding how early-life social experiences alter oxytocin- and vasopressin-regulated social behaviors. *Hormones and Behavior*, *61*, 304–312. <https://doi.org/10.1016/j.yhbeh.2011.12.002>
- Voelkl, B., Firth, J. A., & Sheldon, B. C. (2016). Nonlethal predator effects on the turn-over of wild bird flocks. *Scientific Reports*, *6*, 33476. <https://doi.org/10.1038/srep33476>
- Vulllioud, C., Davidian, E., Wächter, B., Rousset, F., Courtiol, A., & Honer, O. P. (2019). Social support drives female dominance in the spotted hyaena. *Nature Ecology & Evolution*, *3*, 71–76. <https://doi.org/10.1038/s41559-018-0718-9>
- Wascher, C. A., Scheiber, I. B., & Kotrschal, K. (2008). Heart rate modulation in bystanding geese watching social and non-social events. *Proceedings of the Royal Society B: Biological Sciences*, *275*, 1653–1659. <https://doi.org/10.1098/rspb.2008.0146>
- Watters, J. V., & Sih, A. (2005). The mix matters: Behavioural types and group dynamics in water striders. *Behaviour*, *142*, 1417–1431. <https://doi.org/10.1163/156853905774539454>
- West, S. A., Griffin, A. S., & Gardner, A. (2007). Social semantics: Altruism, cooperation, mutualism, strong reciprocity and group selection. *Journal of Evolutionary Biology*, *20*, 415–432. <https://doi.org/10.1111/j.1420-9101.2006.01258.x>
- West, S. A., Pen, I., & Griffin, A. S. (2002). Conflict and cooperation – Cooperation and competition between relatives. *Science*, *296*, 72–75. <https://doi.org/10.1126/science.1065507>
- Wey, T., Blumstein, D. T., Shen, W., & Jordán, F. (2008). Social network analysis of animal behaviour: A promising tool for the study of sociality. *Animal Behaviour*, *75*, 333–344. <https://doi.org/10.1016/j.anbehav.2007.06.020>
- Whitehead, H. (2008). *Analyzing animal societies*. Chicago, IL: University of Chicago Press.
- Whitehead, H. (2009). SOCPROG programs: Analysing animal social structures. *Behavioral Ecology and Sociobiology*, *63*, 765–778. <https://doi.org/10.1007/s00265-008-0697-y>
- Whitehead, H., & Lusseau, D. (2012). Animal social networks as substrate for cultural behavioural diversity. *Journal of Theoretical Biology*, *294*, 19–28. <https://doi.org/10.1016/j.jtbi.2011.10.025>
- Whitehead, H., & Rendell, L. (2014). *The cultural lives of whales and dolphins*. Chicago, IL: University of Chicago Press.
- Wild, S., Allen, S. J., Krutzen, M., King, S. L., Gerber, L., & Hoppitt, W. J. E. (2019). Multi-network-based diffusion analysis reveals vertical cultural transmission of sponge tool use within dolphin matriline. *Biology Letters*, *15*, 20190227. <https://doi.org/10.1098/rsbl.2019.0227>
- Williams, D. A., & Rabenold, K. N. (2005). Male-biased dispersal, female philopatry, and routes to fitness in a social corvid. *Journal of Animal Ecology*, *74*, 150–159. <https://doi.org/10.1111/j.1365-2656.2004.00907.x>
- Wilson, E. O. (1975). *Sociobiology: The new synthesis*. Cambridge, MA: Belknap Press.
- Zonana, D. M., Gee, J. M., Bridge, E. S., Breed, M. D., & Doak, D. F. (2019). Assessing behavioral associations in a hybrid zone through social network analysis: Complex assortative behaviors structure associations in a hybrid quail population. *The American Naturalist*, *193*, 852–865. <https://doi.org/10.1086/703158>

SUPPORTING INFORMATION

Additional supporting information may be found online in the Supporting Information section.

How to cite this article: Cantor M, Maldonado-Chaparro AA, Beck KB, et al. The importance of individual-to-society feedbacks in animal ecology and evolution. *J Anim Ecol*. 2021;90:27–44. <https://doi.org/10.1111/1365-2656.13336>