

Wilhelm Kempf¹

Documentation of the *Anti-Semitism and the Criticism of Israel (ASCI) survey*²

Abstract: The present paper documents the questionnaire and results of a survey in Germany, with data collected during June – November 2010. Using probabilistic item response models, the survey analyzes the structure of anti-Semitic, anti-Zionist, anti-Israeli and anti-Palestinian attitudes and studies how they are distributed in the German population. It reconstructs the mental models according to which participants make meaning of the Israeli-Palestinian conflict, it differentiates between different forms of Israel-criticism and it investigates the effect of participants' human rights orientation on anti-Semitic, anti-Zionist, anti-Israeli and anti-Palestinian attitudes, as well as moral disengagement and pacifism, knowledge about the Israeli-Palestinian conflict, and the way how participants position themselves to the conflict.

Due to the complexity of the survey and the limited space available in peer-reviewed journals, it will be published in a series of articles, each of them focusing on theory, methodology and results of another aspect of the study – and even there, it will not be possible to report all of the statistical details that are reported here in an uncommented way.

Table of contents

Part I: Introduction	5
1. The questionnaire	5
2. Sampling	7
3. Data analysis	8
Part II: Results	10
1. Manifest anti-Semitism	10
1.1 Subscale MA1: Dislike of Jews	10
1.1.1 Wording and frequency distribution of the item-responses	10
1.1.2 East-West differences of the item scores in the quota sample	10
1.1.3 Model selection of the first-order LCA	10
1.1.4 Item profiles of the first-order latent classes	11
1.1.5 East-West differences of the expected scores in the quota sample	11
1.2 Subscale MA2: Conspiracy theory	11
1.2.1 Wording and frequency distribution of the item-responses	11
1.2.2 East-West differences of the item scores in the quota sample	11
1.2.3 Model selection of the first-order LCA	12
1.2.4 Item profiles of the first-order latent classes	12
1.2.5 East-West differences of the expected scores in the quota sample	12
1.3 Subscale MA3: Exclusion of Jews	12
1.3.1 Wording and frequency distribution of the item-responses	12
1.3.2 East-West differences of the item scores in the quota sample	13
1.3.3 Model selection of the first-order LCA	13
1.3.4 Item profiles of the first-order latent classes	13
1.3.5 East-West differences of the expected scores in the quota sample	13
2. Secondary Anti-Semitism	14
2.1 Subscale SA1: Closing the books on the past	14
2.1.1 Wording and frequency distribution of the item-responses	14
2.1.2 East-West differences of the item scores in the quota sample	14
2.1.3 Model selection of the first-order LCA	14
2.1.4 Item profiles of the first-order latent classes	15
2.1.5 East-West differences of the expected scores in the quota sample	15

¹ The author wishes to thank Susanne Dengler and Stephanie Thiel for their contribution to item construction and data collection.

² Funded by the German Research Foundation (Deutsche Forschungsgemeinschaft - DFG), grant No. KE 300/8-1.

2.2 Subscale SA2: Defense against guilt	15
2.2.1 Wording and frequency distribution of the item-responses	15
2.2.2 East-West differences of the item scores in the quota sample	16
2.2.3 Model selection of the first-order LCA	16
2.2.4 Item profiles of the first-order latent classes	16
2.2.5 East-West differences of the expected scores in the quota sample	16
2.3 Subscale SA3: Perpetrator-victim reversal	17
2.3.1 Wording and frequency distribution of the item-responses	17
2.3.2 East-West differences of the item scores in the quota sample	17
2.3.3 Model selection of the first-order LCA	17
2.3.4 Item profiles of the first-order latent classes	18
2.3.5 East-West differences of the expected scores in the quota sample	18
3. Latent Anti-Semitism	18
3.1 Subscale LA: Avoiding to speak about Jews	18
3.1.1 Wording and frequency distribution of the item-responses	18
3.1.2 East-West differences of the item scores in the quota sample	18
3.1.3 Model selection of the first-order LCA	19
3.1.4 Item profiles of the first-order latent classes	19
3.1.5 East-West differences of the expected scores in the quota sample	19
4. Anti-Zionism	19
4.1 Subscale IA1: Generalizing criticism of Israel	19
4.1.1 Wording and frequency distribution of the item-responses	19
4.1.2 East-West differences of the item scores in the quota sample	20
4.1.3 Model selection of the first-order LCA	20
4.1.4 Item profiles of the first-order latent classes	20
4.1.5 East-West differences of the expected scores in the quota sample	20
4.2 Subscale PA: Political anti-Zionism	21
4.2.1 Wording and frequency distribution of the item-responses	21
4.2.2 East-West differences of the item scores in the quota sample	21
4.2.3 Model selection of the first-order LCA	21
4.2.4 Item profiles of the first-order latent classes	22
4.2.5 East-West differences of the expected scores in the quota sample	22
5. Anti-Israeli Attitudes	22
5.1 Subscale PI01: One-sided attribution of guilt	22
5.1.1 Wording and frequency distribution of the item-responses	22
5.1.2 East-West differences of the item scores in the quota sample	23
5.1.3 Model selection of the first-order LCA	23
5.1.4 Item profiles of the first-order latent classes	23
5.1.5 East-West differences of the expected scores in the quota sample	23
5.2 Subscale PI02: Dramatizing and need for action	24
5.2.1 Wording and frequency distribution of the item-responses	24
5.2.2 East-West differences of the item scores in the quota sample	24
5.2.3 Model selection of the first-order LCA	24
5.2.4 Item profiles of the first-order latent classes	25
5.2.5 East-West differences of the expected scores in the quota sample	25
5.3 Subscale IA2: Denying the Jews' right of residence	25
5.3.1 Wording and frequency distribution of the item-responses	25
5.3.2 East-West differences of the item scores in the quota sample	25
5.3.3 Model selection of the first-order LCA	26
5.3.4 Item profiles of the first-order latent classes	26
5.3.5 East-West differences of the expected scores in the quota sample	26
5.4 Single item: Link between anti-Israeli attitudes and anti-Semitism	26
5.4.1 Wording and frequency distribution of the item-responses	26
5.4.2 East-West differences of the item scores in the quota sample	26
6. Anti-Palestinian Attitudes	27
6.1 Subscale AP: Devaluation of Palestinians	27
6.1.1 Wording and frequency distribution of the item-responses	27
6.1.2 East-West differences of the item scores in the quota sample	27
6.1.3 Model selection of the first-order LCA	27
6.1.4 Item profiles of the first-order latent classes	28
6.1.5 East-West differences of the expected scores in the quota sample	28

6.2 Subscale TK: Connecting Palestinians and Muslims to terrorism	28
6.2.1 Wording and frequency distribution of the item-responses	28
6.2.2 East-West differences of the item scores in the quota sample	28
6.2.3 Model selection of the first-order LCA	29
6.2.4 Item profiles of the first-order latent classes	29
6.2.5 East-West differences of the expected scores in the quota sample	29
6.3 Subscale IK: Demonizing Islam	29
6.3.1 Wording and frequency distribution of the item-responses	29
6.3.2 East-West differences of the item scores in the quota sample	30
6.3.3 Model selection of the first-order LCA	30
6.3.4 Item profiles of the first-order latent classes	30
6.3.5 East-West differences of the expected scores in the quota sample	30
7. Human rights orientation and moral disengagement	31
7.1 Subscale MERE: Human rights orientation	31
7.1.1 Construction principle	31
7.1.2 Wording and frequency distribution of the item-responses	31
7.1.3 East-West differences of the item scores in the quota sample	32
7.1.4 Model selection of the first-order LCA	32
7.1.5 Item profiles of the latent classes	33
7.1.6 East-West differences of the expected scores in the quota sample	33
7.2 Subscale MOR: Moral disengagement	34
7.2.1 Construction principle	34
7.2.2 Wording and frequency distribution of the item-responses	34
7.2.3 East-West differences of the item scores in the quota sample	35
7.2.4 Model selection of the first-order LCA	35
7.2.5 Item profiles of the first-order latent classes	36
7.2.6 East-West differences of the expected scores in the quota sample	36
8. Mental models of the Israel-Palestinian conflict	36
8.1 Subscale EMO: Emotional closeness to the conflict	36
8.1.1 Construction principle	36
8.1.2 Wording and frequency distribution of the item-responses	36
8.1.3 East-West differences of the item scores in the quota sample	37
8.1.4 Model selection of the first-order LCA	38
8.1.5 Class description	38
8.2 Subscale AMBI: Ambivalence of war and peace	39
8.2.1 Construction principle	39
8.2.2 Wording and frequency distribution of the item-responses	40
8.2.3 East-West differences of the item scores in the quota sample	41
8.2.4 Model selection of the first-order LCA	41
8.2.5 Class description	41
8.3 Subscale POSI: Positioning to the Israeli-Palestinian conflict	43
8.3.1 Construction principle	43
8.3.2 Wording and frequency distribution of the item-responses	44
8.3.3 East-West differences of the item scores in the quota sample	46
8.3.4 Model selection of the first-order LCA	46
8.3.5 Class description	47
9. Psychometric properties of the first-order latent class models	48
10. Class sizes, rank order and mean scores of the first-order latent classes	49
11. Second-order LCAs	51
11.1 Anti-Semitism & anti-Zionism	51
11.1.1 Model selection	51
11.1.2 Subscale profiles	52
11.1.3 Class sizes	52
11.2 Anti-Israeli attitudes	52
11.2.1 Model selection	52
11.2.2 Subscale profiles and class description	53
11.2.3 Class sizes	53
11.3 Anti-Israeli & anti-Palestinian attitudes	53
11.3.1 Model selection	53
11.3.2 Subscale profiles and class description	54
11.3.3 Class sizes	55

11.4 Mental models of the Israeli-Palestinian conflict	55
11.4.1 Model selection	55
11.4.2 Class description	55
11.5 Anti-Semitism and the criticism of Israeli policy	56
11.5.1 Models selection	56
11.5.2 Class description	56
12. Psychometric properties of the second-order latent class models	58
13. Demographic effects on anti-Semitic, anti-Zionist, anti-Israeli and anti-Palestinian attitudes	58
13.1 Gender differences	58
13.2 Differences between age-groups	58
13.3 Differences between religions	59
13.4 Differences with respect to participants' religiousness	59
13.5 Differences with respect to participants' school education	60
13.6 Differences with respect to participants' place of residence	60
13.7 Differences with respect to participants' preference of political parties	61
14. The effect of participants' human rights orientation on anti-Semitic, anti-Zionist, anti-Israeli and anti-Palestinian attitudes, moral disengagement, pacifism and knowledge about the Israeli-Palestinian conflict, and the way how they position themselves to the conflict.	61
14.1 Anti-Semitism	61
14.2 Ant-Zionism	62
14.3 Anti-Israeli attitudes	62
14.4 Anti-Palestinian attitudes	62
14.5 Moral disengagement, pacifism and knowledge about the Israeli-Palestinian conflict	62
14.6 Positioning to the Israeli-Palestinian conflict	62
15. Correlations between anti-Semitic, anti-Zionist, anti-Israeli and anti-Palestinian attitudes	63
16. Principal-Components-Analysis of the correlation matrix	63
16.1 Screeplot	63
16.2 Unrotated PCA-solution	63
16.3 VARIMAX-rotated PCA-solution	64
References	64
Appendix: The questionnaire	66

Part I: Introduction

After the defeat of the Third Reich, it was no longer acceptable in the German public to openly express racist and anti-Semitic attitudes, but anti-Semitism did not entirely disappear from Germany. Due to a communication taboo on anti-Semitic utterances (Bergmann & Erb, 1986), anti-Semitism was instead camouflaged in various ways. The taboo on airing anti-Semitic prejudices in public coexists alongside continued private expressions of anti-Semitic attitudes in closed circles of friends and acquaintances.

Scholars working in the field of anti-Semitism research, therefore, distinguish among various facets of modern anti-Semitism (Bergmann & Erb, 1991a,b; Frindte, 2006; Heyder, Iser & Schmidt, 2005; Schönbach, 1961), ranging from traditional prejudice (manifest anti-Semitism) via secondary anti-Semitism and latent anti-Semitism to anti-Zionism and anti-Semitic criticism of Israel: *Manifest or classical anti-Semitism* refers to the open defamation of Jews as Jews. *Secondary anti-Semitism* refers to the ways Germans deal with the Nazi past, the Holocaust and the question of guilt and responsibility. *Latent anti-Semitism* refers to attempts to avoid publicly talking about Jews. *Anti-Zionism* consists in a rejection of Israel's (alleged) Zionist state ideology, and *anti-Semitic criticism of Israel* is assumed to employ criticism of Israel's politics as a medium in which anti-Semitic contents can be presented in a socially acceptable manner.

The coexistence of a public prohibition of anti-Semitism with private expressions of anti-Semitism is referred to by Bergmann & Erb (1986) as "communication latency." They understand this as a functional latency that served to protect the structure of the West German social system both inwardly and outwardly. On the one side, it constituted a fundamental precondition for the integration of post-war West Germany into the West, and, on the other side, it contributed to "the precarious construction of new structures of both an institutional and ideological sort" (Bergmann & Erb, 1986, 228), i.e., to the democratization of not only the West German state, but also of its society and citizens.

Since German unification, the situation seems to have changed, however. A continuing series of assaults, such as the desecration of Jewish cemeteries, violence against asylum seekers, murders of citizens with an immigrant background, and attacks on Jewish rabbis, supports the conclusion that racism and anti-Semitism have increased in violence, while at the same time the communication taboo for racist attitudes below the threshold of violence is losing force. At the latest since September 11, 2001, racist attitudes are being directed in particular against Muslims and, in this direction of attack, have become socially acceptable. This is shown e.g. by the widespread acceptance that Thilo Sarrazin's (2010) book *Deutschland schafft sich ab* (Germany is abolishing itself) has found in broad segments of the German population.

The communication taboo for racist contents appears to have been broken, and to be sure not only for anti-Muslim, but also for anti-Semitic contents, as, e.g., is shown by the unrestrained use of anti-Semitic clichés (e.g. "Holocaust Bonus") by critics of the Gaza war. Simultaneously, and as a sort of counter-movement, however, criticism of Israel has lost societal acceptance, and in public discourse, the critics of Israel are increasingly being accused of anti-Semitism. The German parliamentary debate on the apparent anti-Semitism of the leftist political party Die Linke ("The Left" – cf. Melzer, 2011), media uproar about a (no doubt very naive) poem by Günther Grass (cf. Krell & Müller, 2012), and a controversy over Jakob Augstein, publisher of a leftist weekly newspaper, *Der Freitag*, are dramatic examples of this.

Although the increasing racism affects all of Germany, the socialization practiced in the old GDR is often blamed for it (e.g. Kahane, 2004), and, in particular with regard to criticism of Israel and anti-Semitism, not a few are convinced: "The danger threatens not from eternally backward-looking Nazi belchers, but rather from the left milieu" (Mattusek, 2013).

If we can believe the media and politicians, anti-Semitism is found only on the margins of society – and to be sure on the left margin as much as on the right. But what truth does this myth embody? Are anti-Zionism and criticism of Israel actually facets of anti-Semitism, or are they self-contained attitude dimensions, so that – besides anti-Semitism – they may be due to other motivations as well? And how is anti-Semitism actually distributed? Central aims of the ASCI-survey were to find answers to these questions, to make the first representative field study using probabilistic item-response models, to investigate how the various facets combine into individual attitude patterns, and to study how anti-Semitism is distributed in the German population. The present paper documents the results of the survey in an uncommented way.

1. The questionnaire

The questionnaire (see Appendix) consisted of four chapters:

1. *Demographic variables* including gender (sex), age, religion, religiousness, education, place of residence and preference of political parties.
2. *Questions concerning domestic and international conflicts in general* which intermixed the items of (a) the *Pacifism Scale* (PAZ, 6 items) by Cohrs et al. (2002), (b) a slightly modified version of the *Moral*

Disengagement Scale (MOR, 8 items) by Eckstein-Jackson & Sparr (2005) and (c) a *Human Rights Orientation Scale* (MERE, 8 items), to which the participants responded on a five-point Likert scale, ranging from complete disagreement to complete agreement.

3. *Questions concerning the Israeli-Palestinian conflict* which consisted of four subsections:
 - "Questions about participants' personal relations to the conflict region" included the *Emotional Closeness Scale* (EMO, 9 items) by Kempf (2011).
 - "Questions concerning participants' knowledge about the conflict" included the *Knowledge Test* (IQ, 6 items) by Kempf & Thiel (2012).
 - "Questions concerning participants' assessment of the conflict" intermixed the items of the *Emotional Ambivalence Scale* (AMBI, 8 items) by Kempf (2011) with a slightly modified version of the *Positioning Scale* (POSI, 15 items) by Kempf (2011) and three subscales for the measurement of anti-Israeli attitudes: *One-sided Attribution of Guilt* (PI01, 3 items), *Dramatizing and Need for Action* (PI02, 3 items) and *Denying the Jews' Right of Residence* (IA2, 3 items).

To this part of the questionnaire participants responded on the same five-point Likert scale as above. Since the questions required a certain amount of knowledge about the Israeli-Palestinian conflict, however, "don't know" was added as an additional response category.
4. *Questions concerning the public dispute about Israelis, Palestinians, Jews and Arabs* which intermixed the items of
 - three subscales for the measurement of manifest anti-Semitism – *Dislike of Jews* (MA1, 3 items), *Conspiracy Theory* (MA2, 3 items) and *Exclusion of Jews* (MA3, 3 items);
 - three subscales for the measurement of secondary anti-Semitism – *Closing the Books on the Past* (SA1, 3 items), *Defense against Guilt* (SA2, 3 items)³ and *Perpetrator-victim Reversal* (SA3, 4 items); and
 - a subscale for the measurement of latent anti-Semitism – *Avoiding to Speak about Jews* (LA, 3 items); with
 - two subscales for the measurement of anti-Zionism – *Generalizing Criticism of Israel* (IA1, 3 items) and *Political Anti-Zionism* (PA, 3 items);
 - three subscales for the measurement of anti-Palestinian attitudes – *Devaluation of Palestinians* (AP, 3 items), *Connecting Palestinians and Muslims to Terrorism* (TK, 3 items) and *Demonizing Islam* (IK, 4 items);
 - and a single item that indicates a direct connection between criticism of Israel and anti-Semitism: "If we want to recognize the true face of the Jews, we need only see how they treat the Palestinians."

In this part of the questionnaire, we deviated from the usual response format. Instead of asking participants whether they agreed or disagreed with the various items, we told them that the questionnaire included statements that could be heard in heated controversies about the Israeli-Palestinian conflict and asked them to state on a five-point Likert scale whether they regarded the statements as *mere prejudice* or as *defensible opinions*.

Since people who hold anti-Semitic prejudices often deny their anti-Semitic character by claiming that they are legitimate political beliefs (Billig, 2001), and since agreement or disagreement with anti-Semitic statements can be strongly overlaid by social desirability, we expected that a lack of sensitivity to the prejudicial content of the statements should be a better indicator of whether and to what extent anti-Semitic prejudices continue to exist. The results of our pilot study confirmed these expectations (cf. Dengler, 2010a). Moreover, we also preferred the alternative format because of discourse-analytical considerations: Asking people to agree or disagree with anti-Semitic statements makes the statements appear as simply "statements like others," and thus may contribute to their dissemination. The alternative format avoids this danger. It enables participants to maintain greater distance from the statements and reduces the intrusiveness of the questionnaire.

A further advantage of the alternative format consists in the clarity with which the middle response category is to be interpreted. In the conventional response format, the answer "neither disagree nor agree" can be not just the result of a lack of any opinion, but also an expression of latent anti-Semitism.

³ Item analysis indicated that this scale does not measure anti-Semitism.

Which interpretation is correct in the concrete case is not immediately apparent. In the alternative response format, in contrast, the answer “partly both” (i.e. prejudice and defensible opinion) makes it clear that the respective statement is in part viewed as a legitimate political belief and thereby can be understood as expressing anti-Semitism. In the interpretation of the results we have therefore only interpreted scale values up to 2.7 as a rejection of the respective statement, and values between 2.8 and 3.2 as indicative of an anti-Semitic tendency (cf. Table 1, Figure 1).

Scale points	Wording ¹⁾
1	Prejudice
2	Rather prejudice
3	Partly both
4	Rather justifiable
5	Justifiable
Scale values	Interpretation with respect to anti-Semitism
1,0 – 2,0	Strong rejection
2,1 – 2,7	Rejection
2,8 – 3,2	Endorsement by trend
3,3 – 3,9	Endorsement
4,0 – 5,0	Strong endorsement

¹⁾ Inverted items were coded the other way round: prejudice = 5; rather prejudice = 4; partly both = 3; rather justifiable = 2; justifiable = 1.

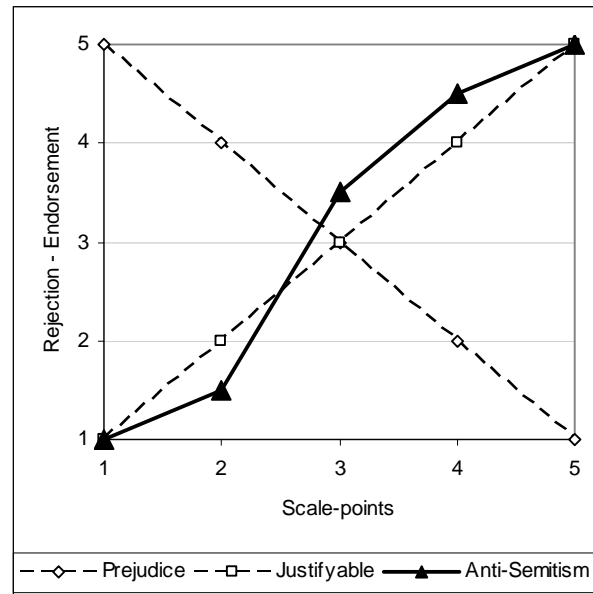


Table 1, Wording of the scale points and interpretation of scale values with respect to anti-Semitism.

Figure 1, The relation between anti-Semitic attitudes and the evaluation of anti-Semitic statements as prejudice or defensible opinion.

The construction of the various scales proceeded in several steps. Using data from a study by Petzold (2004), we first reanalyzed the anti-Semitism scales by Frindte, Funke & Jacob (1999), reformulated some of the items, designed new items and rearranged them into presumably homogeneous subscales. Simultaneously with these pre-studies (cf. Kempf, 2009, 2010), we also designed items for the other scales and produced a preliminary version of the questionnaire that we tested in a pilot study. On the basis of this study (cf. Dengler, 2010a; Kempf, 2011), we once again revised some of the items and produced the final version of the questionnaire that was used in the ASCI-survey. Based on the survey data, we then performed the final scale analyses and produced the results documented in this paper.

2. Sampling

Data were collected during the period between June and November 2010. The sample included a quota sample of $N = 998$ subjects, representative of Germany with respect to age, gender and school education. Half of the participants were chosen from an “old” state (Baden-Württemberg in Western Germany), and the other half from a “new” state (Thuringia in Eastern Germany). The age of the participants ranged from 15 to 92 ($M = 47,86$; $SD = 18,78$); 51.3% of them were female, and 48.7% were male. 25.2% had an *Abitur*⁴ or comparable school leaving diploma; 33.1% had a diploma from a *Realschule*⁵; 35.6% had a diploma from *Volksschule* (elementary school) or *Hauptschule* (junior high school); 3.9% were still in education, and 2.2% had no school leaving diploma. 94.9% were German citizens and 5.1% had another citizenship. 24.8% were Protestants, 24.1% Catholics and 6.0% belonged to another Christian religion; 2.9% were Muslims, 0.8% belonged to various other religions and 41.3% did not belong to any religion at all. 34.8% of the participants stated to be religious and 61.4% to be not.

Moreover, the total sample included $N = 243$ oversampled cases among which younger participants (under 30) with a good secondary school education (*Abitur* or comparable school leaving diploma) were over-represented, and $N = 464$ participants of an online survey, with which we succeeded on the basis of the “snowball principle” in locating more or less active critics of Israel. A total of 86.3% of the subjects of this subsample, in which older

⁴ Secondary-school leaving certificate (A levels) necessary for university admission in Germany.

⁵ Secondary modern school, whose diploma is *not* sufficient for admission to a German university.

subjects (over 55) were over-represented, had an Abitur or a comparable school leaving diploma, and a further 9.5% had at least a diploma from a Realschule. For some of the subscales we additionally drew on data from three experimental studies (Dengler, 2010b; Thiel, 2011, König, in print).

3. Data analysis

The results documented in this paper include:

1. Frequency counts of the item-responses in the total sample as well as the quota sample and its East- and West-German subsamples.
2. East-West-comparisons of the mean item responses (via t-tests for independent samples).
3. The establishment of ordinal homogeneity of the various subscales for manifest, secondary and latent anti-Semitism, anti-Zionism, anti-Israeli and anti-Palestinian attitudes, human rights orientation and moral disengagement via (first-order) Latent-Class-Analysis (LCA) and the inspection of the item profiles that display the expected item scores of the various classes.⁶
4. East-West comparisons of the mean subscale scores (via t-tests for independent samples).
5. First-order LCAs for reconstructing typical response patterns with respect to participants' emotional closeness to the Israeli-Palestinian conflict, their positioning to the conflict according to a pro-Israeli or pro-Palestinian war-frame or peace frame, and the perceived ambivalence of these frames for both of the parties in the conflict.
6. Second order LCAs for (a) determining the relation between anti-Semitic and anti-Zionist attitudes, (b) reconstructing typical patterns of anti-Israeli attitudes, (c) studying the relation between anti-Israeli and anti-Palestinian attitudes (d) reconstructing the mental models according to which participants interpret the Israeli-Palestinian conflict, and (e) studying the relation between anti-Semitism and the criticism of Israeli policy.
7. The study of demographic effects on anti-Semitic, anti-Zionist, anti-Israeli and anti-Palestinian attitudes, including (a) gender differences, (b) differences between age-groups, (c) differences between religions, (e) differences with respect to participants' religiousness, (e) differences with respect to participants' school education, differences with respect to participants' place of residence, and (f) differences with respect to participants' preference of political parties (via t-tests for independent samples or ANOVAs).
8. An investigation of participants' human rights orientation's effect on (a) anti-Semitic, anti-Zionist, anti-Israeli and anti-Palestinian attitudes, (b) moral disengagement, pacifism and participants' knowledge about the Israeli-Palestinian conflict (via ANOVAs), and (c) the way how they position themselves to the conflict (via Pearson Chi-Square).
9. The study of correlations between anti-Semitic, anti-Zionist, anti-Israeli and anti-Palestinian attitudes and a Principal-Components-Analysis (PCA) of the correlation matrix.

Computation of the LCAs was based on the total sample, and due to the large sample sizes, we selected the LCA models according to the Bayesian Information Criterion (BIC, Bozdogan, 1987). Only exception is the second-order LCA in chapter 11.5, where BIC would have suggested an 8-class solution, but – for theoretical reasons⁷ – the 9-class model was preferred.

The fit of the selected models was evaluated relative to the *a priori* distribution using the Proportional Reduction in Error Index (PRE; Goodman, 1972), and relative to the Pure Random Model⁸ using the Explanatory Power Index (EP; Kempf, 2012). The reliability of assigning participants to the identified latent classes was measured by mean membership probabilities (MEM).

First-order LCAs analyzed participants' *item-responses* with "no response" and (where applicable) "don't know"-responses as response categories of their own. In the computation of the *expected item-scores* within classes that are displayed in the item profiles, "no response" and "don't know" responses were dealt with as missing data. The identified classes were numbered according to the class sizes and (where applicable) ranked according to the *expected subtest-scores* within classes (= sum of the expected item-scores).

⁶ If each individual item of a subscale defines the same rank order among the identified classes, the item profiles must not be cross-cutting (cf: Rost, 1996; Kempf, 2012).

⁷ In our pilot study, we had found a pro-Israeli war-frame (cf. Kempf, 2011) which was not identified by the 8-class model of the survey data.

⁸ Since the Pure Random Model does not exist in the case of variable response categories, this index was not applied in case of the emotional closeness scale and the second-order LCAs.

Based on their membership-probabilities, participants were assigned the class number or (where applicable) the class rank of the most likely class as their individual *class membership* which served as data for the second-order LCAs, and (where applicable) the expected subtest score within this class was assigned as their individual *subtest score* which served as data for the computation of the subtest-profiles.

If the (first-order) LCAs had identified classes of non-responders and/or "don't-know"-responders, participants belonging to these classes were not included in the second-order LCAs. Only exceptions to this rule were (1) the reconstruction of mental models in chapter 11.4 where they were included as classes of their own, and (2) the positioning scale (POSI) in the study of relations between anti-Semitism and the criticism of Israeli policy in chapter 11.5 where the "no response" class and the "don't know" class were pooled together with the "neither-nor" class into a joint class of participants who take "no position" to the Israeli-Palestinian conflict. When including the ambivalence scale (AMBI) into second-order LCAs, class No. 1 and No.4 of the ambivalence scale were pooled into a joint class of "naive pacifists".

East-West comparisons, the investigation of demographic and human-rights orientation effects and the study of correlations between anti-Semitic, anti-Zionist, anti-Israeli and anti-Palestinian attitudes were based on the representative quota-sample, and used participants' subtest scores as data. East-West comparisons were computed on the basis of their item responses as well.

Part II: Results

1. Manifest anti-Semitism

1.1 Subscale MA1: Dislike of Jews

1.1.1 Wording and frequency distribution of the item-responses

MA1	Dislike of Jews	Response category	Total sample	Quota samples		
				East	West	Germany
mani01p	<i>Juden sind alle irgendwie gleich.</i> Jews are somehow all the same.	missing	0,080	4,01%	6,61%	5,31%
		prejudice	0,626	54,31%	53,31%	53,81%
		rather p.	0,152	16,83%	19,84%	18,34%
		partly both	0,094	16,83%	12,63%	14,73%
		rather j.	0,021	3,01%	3,41%	3,21%
		justifiable	0,027	5,01%	4,21%	4,61%
mani02ap	<i>Die Juden haben einfach etwas Eigentümliches an sich und passen nicht so recht zu uns.</i> There is something simply idiosyncratic about the Jews, and they don't fit in with us very well.	missing	0,076	4,61%	6,21%	5,41%
		prejudice	0,581	46,49%	42,69%	44,59%
		rather p.	0,166	19,84%	21,04%	20,44%
		partly both	0,118	20,04%	18,64%	19,34%
		rather j.	0,026	4,01%	6,01%	5,01%
		justifiable	0,032	5,01%	5,41%	5,21%
aslat2p	<i>Es ist besser, mit Juden nichts zu tun zu haben.</i> It is better to have nothing to do with Jews.	missing	0,077	4,21%	6,21%	5,21%
		prejudice	0,640	50,50%	52,30%	51,40%
		rather p.	0,141	17,43%	21,44%	19,44%
		partly both	0,095	20,24%	11,82%	16,03%
		rather j.	0,017	2,81%	3,21%	3,01%
		justifiable	0,031	4,81%	5,01%	4,91%

1.1.2 East-West differences of the item scores in the quota sample

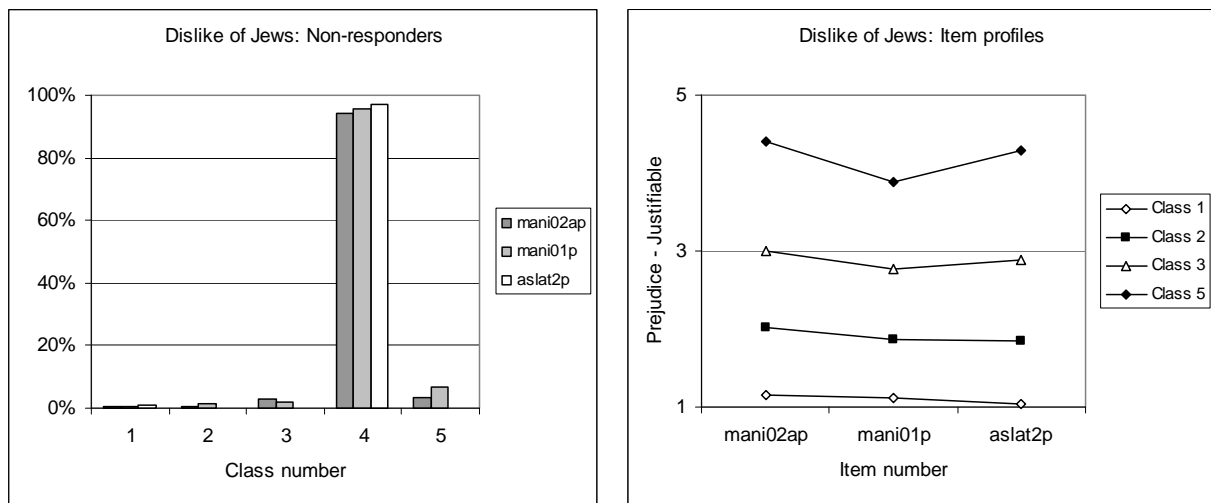
Item	Quota sample		East		West		East-West comparison			
	M	SD	M	SD	M	SD	t	df	p	
MA1	Dislike of Jews									
mani01p	1,80	1,122	1,83	1,144	1,77	1,099	0,771	943	0,441	
mani02ap	2,00	1,177	1,96	1,157	2,04	1,196	-1,052	942	0,293	
aslat2p	1,85	1,132	1,89	1,140	1,80	1,124	1,308	944	0,191	

1.1.3 Model selection of the first-order LCA⁹

Model	ln(L)	n(P)	df	L-Ratio	p	AIC	BIC
MA1: Dislike of Jews							
PR	-9672,95	5	210	4935,35	< 0,001	19355,91	19385,37
LC1	-9657,78	15	200	4905,00	< 0,001	19345,56	19433,95
LC2	-8560,77	31	184	2710,98	< 0,001	17183,54	17366,21
LC3	-7567,89	47	168	725,22	< 0,001	15229,78	15506,73
LC4	-7373,92	63	152	337,28	< 0,001	14873,84	15245,06
LC5	-7275,81	79	136	141,06	n.s.	14709,62	15175,12
LC6	-7269,10	95	120	127,64	n.s.	14728,20	15287,98
LC7	-7263,89	111	104	117,22	n.s.	14749,78	15403,84
Sat	-7205,28	215				14840,56	16107,44

⁹ ln(L) = log. Likelihood; n(P) = number of independent parameters; df = degrees of freedom; L-Ratio = likelihood ratio; AIC = Akaike's Information Criterion (Akaike, 1987); BIC = Bayesian Information Criterion (Bozdogan, 1987). PR = Pure-Random-Model; LC# = LCA-Model with # classes; Sat = Saturated Model.

1.1.4 Item profiles of the first-order latent classes



1.1.5 East-West differences of the expected scores in the quota sample

Scale	Quota sample		East		West		East-West comparison		
	M	SD	M	SD	M	SD	t	df	p
MA1	1,81	0,898	1,82	0,900	1,80	0,897	0,433	951	0,665

1.2 Subscale MA2: Conspiracy theory

1.2.1 Wording and frequency distribution of the item-responses

MA2	Conspiracy theory	Response category	Total sample	Quota samples		
				East	West	Germany
aspo8p	<i>Es gibt ein jüdisches Netzwerk, das politische und ökonomische Prozesse in der Welt entscheidend beeinflusst.</i> There is a Jewish network that has a decisive influence on political and economic processes in the world.	missing	0,129	6,01%	10,62%	8,32%
		prejudice	0,243	23,45%	19,64%	21,54%
		rather p.	0,162	17,84%	15,23%	16,53%
		partly both	0,260	33,07%	31,86%	32,46%
		rather j.	0,120	11,42%	13,03%	12,22%
		justifiable	0,086	8,22%	9,62%	8,92%
asman4p	<i>Die Sicherung der Vormachtstellung in der Welt ist ein wichtiges Ziel des Judentums.</i> An important goal of the Jews is to safeguard their dominant position in the world.	missing	0,122	5,010%	9,018%	7,014%
		prejudice	0,382	35,271%	29,058%	32,164%
		rather p.	0,163	16,433%	17,435%	16,934%
		partly both	0,215	28,657%	28,657%	28,657%
		rather j.	0,065	8,016%	9,218%	8,617%
		justifiable	0,053	6,613%	6,613%	6,613%
asman5p	<i>Die Juden haben auf der Welt zu viel Einfluss.</i> The Jews have too much influence in the world.	missing	0,104	4,61%	6,01%	5,31%
		prejudice	0,358	34,27%	31,06%	32,67%
		rather p.	0,192	21,84%	20,64%	21,24%
		partly both	0,186	25,65%	18,64%	22,14%
		rather j.	0,082	6,21%	11,62%	8,92%
		justifiable	0,078	7,41%	12,02%	9,72%

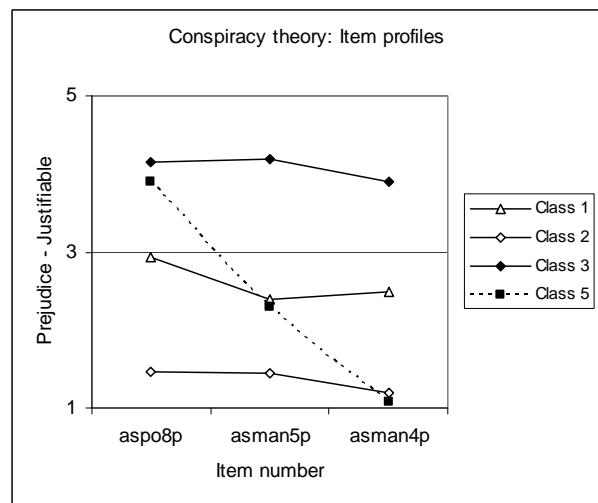
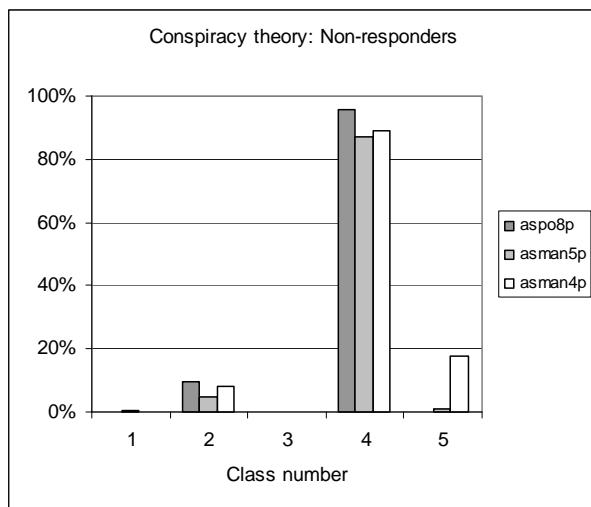
1.2.2 East-West differences of the item scores in the quota sample

Item	Quota sample		East		West		East-West comparison		
	M	SD	M	SD	M	SD	t	df	p
MA2	Conspiracy theory								
aspo8p	2,68	1,241	2,61	1,228	2,75	1,252	-1,749	913	0,081
asman4p	2,36	1,239	2,31	1,243	2,42	1,234	-1,331	926	0,184
asman5p	2,39	1,316	2,27	1,232	2,50	1,389	-2,645	943	0,008

1.2.3 Model selection of the first-order LCA

Model	ln(L)	n(P)	df	L-Ratio	p	AIC	BIC
MA2: Conspiracy theory							
PR	-8473,59	5	210	3.348,56	< 0,001	16957,18	16.984,38
LC1	-8405,12	15	200	3.211,62	< 0,001	16840,24	16.921,83
LC2	-7750,31	31	184	1.902,00	< 0,001	15562,62	15.731,25
LC3	-7285,11	47	168	971,60	< 0,001	14664,22	14.919,88
LC4	-7193,81	63	152	789,00	< 0,001	14513,62	14.856,31
LC5	-7129,73	79	136	660,84	< 0,001	14417,46	14.847,19
LC6	-7112,95	95	120	627,28	< 0,001	14415,90	14.932,66
LC7	-7093,35	111	104	588,08	< 0,001	14408,70	15.012,49
Sat	-6799,31	215				14028,62	15.198,13

1.2.4 Item profiles of the first-order latent classes



1.2.5 East-West differences of the expected scores in the quota sample

Scale	Quota sample		East		West		East-West comparison		
	M	SD	M	SD	M	SD	t	df	p
MA2	2,43	0,837	2,36	0,789	2,51	0,876	-2,792	937	0,005

1.3 Subscale MA3: Exclusion of Jews

1.3.1 Wording and frequency distribution of the item-responses

MA3	Exclusion of Jews	Response category	Total sample	Quota samples		
				East	West	Germany
asman3p	<i>Mit Juden sollte man keine Geschäfte machen.</i> One shouldn't engage in any trade and commerce with Jews.	missing	0,113	4,01%	6,81%	5,41%
		prejudice	0,606	55,71%	56,71%	56,21%
		rather p.	0,122	17,03%	15,83%	16,43%
		partly both	0,093	14,83%	11,22%	13,03%
		rather j.	0,031	3,81%	4,41%	4,11%
		justifiable	0,036	4,61%	5,01%	4,81%
mani03p	<i>Wichtige Positionen in Staat und Wirtschaft sollten (besser) nicht mit Juden besetzt werden.</i> Important positions in the state and economy should (better) not be held by Jews.	missing	0,110	4,81%	7,01%	5,91%
		prejudice	0,485	41,88%	38,88%	40,38%
		rather p.	0,179	20,84%	24,05%	22,44%
		partly both	0,141	21,84%	18,24%	20,04%
		rather j.	0,037	4,61%	5,41%	5,01%
		justifiable	0,048	6,01%	6,41%	6,21%

MA3	Exclusion of Jews	Response category	Total sample	Quota samples		
				East	West	Germany
mani04p	<i>Die Juden sollten sich nicht dort hinein-drängen, wo man sie nicht haben will.</i> Jews should not get involved where they are not wanted.	missing	0,126	4,81%	8,62%	6,71%
		prejudice	0,433	39,88%	36,47%	38,18%
		rather p.	0,155	18,24%	17,43%	17,84%
		partly both	0,156	20,04%	21,64%	20,84%
		rather j.	0,071	10,22%	8,02%	9,12%
		justifiable	0,059	6,81%	7,82%	7,31%

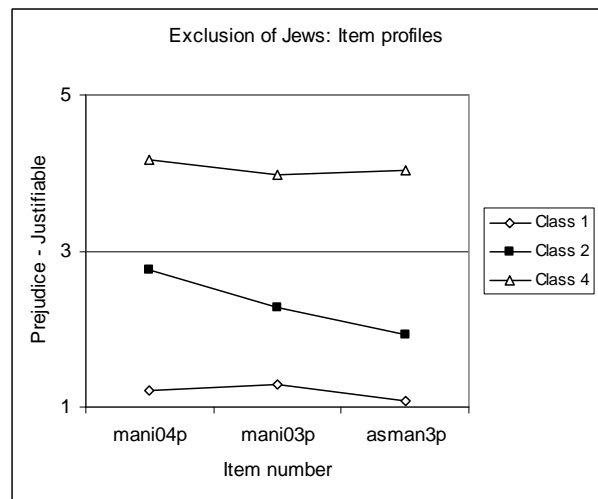
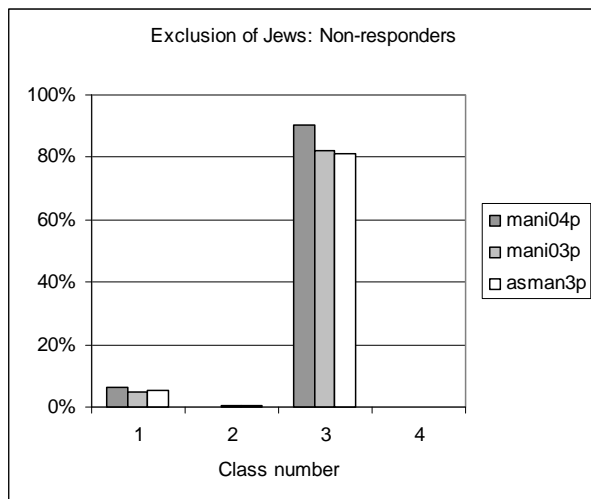
1.3.2 East-West differences of the item scores in the quota sample

Item	Quota sample		East		West		East-West comparison		
	M	SD	M	SD	M	SD	t	df	p
MA3	Exclusion of Jews								
asman3p	1,78	1,148	1,80	1,135	1,77	1,162	0,398	942	0,691
mani03p	2,09	1,201	2,08	1,195	2,10	1,209	-0,325	937	0,745
mani04p	2,24	1,293	2,22	1,288	2,27	1,299	-0,574	929	0,566

1.3.3 Model selection of the first-order LCA

Model	ln(L)	n(P)	df	L-Ratio	p	AIC	BIC
MA3: Exclusion of Jews							
PR	-7315,64	5	210	3403,27	< 0,001	14641,27	14668,47
LC1	-7243,32	15	200	3258,64	< 0,001	14516,64	14598,23
LC2	-6640,99	31	184	2053,98	< 0,001	13343,98	13512,61
LC3	-6141,38	47	168	1054,76	< 0,001	12376,76	12632,42
LC4	-6080,93	63	152	933,86	< 0,001	12287,86	12630,55
LC5	-6048,24	79	136	868,48	< 0,001	12254,48	12684,21
LC6	-6023,67	95	120	819,34	< 0,001	12237,34	12754,10
LC7	-6015,04	111	104	802,08	< 0,001	12252,08	12855,87
Sat	-5614,00	215				11658,00	12827,51

1.3.4 Item profiles of the first-order latent classes



1.3.5 East-West differences of the expected scores in the quota sample

Scale	Quota sample		East		West		East-West comparison		
	M	SD	M	SD	M	SD	t	df	p
MA3	1,97	0,798	1,96	0,779	1,98	0,818	-0,296	957	0,767

2. Secondary Anti-Semitism

2.1 Subscale SA1: Closing the books on the past

2.1.1 Wording and frequency distribution of the item-responses

SA1	Closing the books on the past	Response category	Total sample	Quota samples		
				East	West	Germany
asver4p	<i>Jahrzehnte nach Kriegsende sollten wir nicht mehr so viel über die Judenverfolgung reden, sondern endlich einen Schlussstrich unter die Vergangenheit ziehen.</i> Decades after the end of the war, we shouldn't talk so much about the persecution of Jews anymore, but rather finally close the books on the past.	missing	0,084	4,21%	6,81%	5,51%
		prejudice	0,239	18,04%	13,43%	15,73%
		rather p.	0,107	10,42%	9,02%	9,72%
		partly both	0,201	24,85%	18,04%	21,44%
		rather j.	0,161	18,64%	17,03%	17,84%
		justifiable	0,207	23,85%	35,67%	29,76%
asver5p	<i>Man sollte endlich mit dem Gerede über unsere Schuld gegenüber den Juden Schluss machen.</i> We should ultimately put an end to all the talk about our guilt vis-à-vis the Jews.	missing	0,087	4,81%	7,41%	6,11%
		prejudice	0,251	21,04%	16,03%	18,54%
		rather p.	0,098	7,62%	6,81%	7,21%
		partly both	0,225	27,05%	22,24%	24,65%
		rather j.	0,149	16,83%	19,44%	18,14%
		justifiable	0,190	22,65%	28,06%	25,35%
asver6an	<i>Die deutsche Bevölkerung hat eine besondere Verantwortung gegenüber den Juden.</i> The German people have a particular responsibility vis-à-vis the Jews (negative).	missing	0,079	4,21%	7,41%	5,81%
		justifiable	0,186	17,43%	19,44%	18,44%
		rather j.	0,172	21,84%	16,03%	18,94%
		partly both	0,292	27,05%	25,25%	26,15%
		rather p.	0,139	13,83%	14,43%	14,13%
		prejudice	0,132	15,63%	17,43%	16,53%

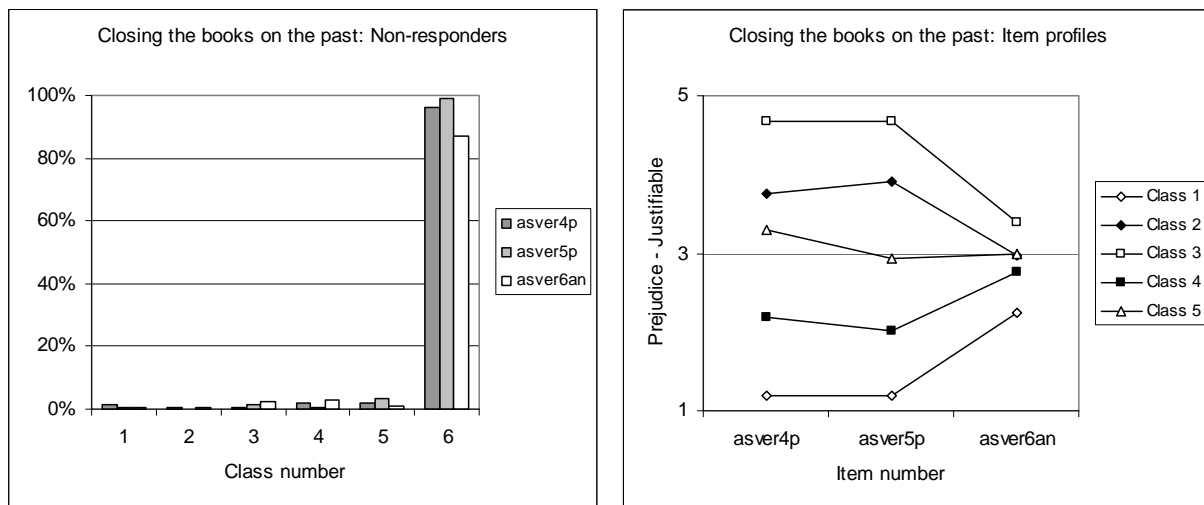
2.1.2 East-West differences of the item scores in the quota sample

Item	Quota sample		East		West		East-West comparison		
	M	SD	M	SD	M	SD	t	df	p
SA1	Closing the books on the past								
asver4p	3,38	1,440	3,21	1,419	3,56	1,440	-3,827	941	0,000
asver5p	3,26	1,440	3,13	1,442	3,40	1,427	-2,833	935	0,005
asver6an	2,91	1,353	2,88	1,320	2,94	1,387	-0,688	938	0,492

2.1.3 Model selection of the first-order LCA

Model	ln(L)	n(P)	df	L-Ratio	p	AIC	BIC
SA1: Closing the books on the past							
PR	-13945,29	5	210	4845,74	< 0,001	27900,58	27930,04
LC1	-13846,15	15	200	4647,46	< 0,001	27722,30	27810,69
LC2	-12833,55	31	184	2622,26	< 0,001	25729,10	25911,77
LC3	-12121,80	47	168	1198,76	< 0,001	24337,60	24614,55
LC4	-11720,84	63	152	396,84	< 0,001	23567,68	23938,90
LC5	-11657,06	79	136	269,28	< 0,001	23472,12	23937,62
LC6	-11591,02	95	120	137,20	n.s.	23372,04	23931,82
LC7	-11582,65	111	104	120,46	n.s.	23387,30	24041,36
LC8	-11576,69	127	88	108,54	n.s.	23407,38	24155,72
Sat	-11522,42	215				23474,84	24741,71

2.1.4 Item profiles of the first-order latent classes



2.1.5 East-West differences of the expected scores in the quota sample

Scale	Quota sample		East		West		East-West comparison		
	M	SD	M	SD	M	SD	t	df	p
SA1	3,14	0,926	3,05	0,924	3,23	0,919	-3,026	947	0,003

2.2 Subscale SA2: Defense against guilt¹⁰

2.2.1 Wording and frequency distribution of the item-responses

SA2	Defense against guilt	Response category	Total sample	Quota samples		
				East	West	Germany
seku01n	<i>[Auch] ohne die Mithilfe der Bevölkerung hätte Hitler die Judenverfolgung nicht ins Werk setzen können.</i> Without the help of the population, Hitler could not have started the persecution of the Jews [as well].	missing	0,094	3,81%	7,82%	5,81%
		prejudice	0,246	19,24%	22,24%	20,74%
		rather p.	0,255	25,25%	22,04%	23,65%
		partly both	0,237	27,86%	27,25%	27,56%
		rather j.	0,090	10,02%	10,82%	10,42%
		justifiable	0,078	13,83%	9,82%	11,82%
seku02p	<i>Hätten sich die Juden unter Hitler stärker gewehrt, wären nicht so viele umgekommen.</i> If the Jews had defended themselves more energetically under Hitler, not as many would have perished.	missing	0,092	3,61%	7,41%	5,51%
		prejudice	0,501	50,50%	55,31%	52,91%
		rather p.	0,174	19,04%	14,63%	16,83%
		partly both	0,154	16,63%	12,63%	14,63%
		rather j.	0,047	5,41%	5,81%	5,61%
		justifiable	0,033	4,81%	4,21%	4,51%
seku03p	<i>Es wird immer nur von der Judenverfolgung geredet. Wie die Deutschen gelitten haben, sagt keiner.</i> People only talk about the persecution of the Jews. No one ever talks about how much the Germans suffered.	missing	0,090	5,01%	6,81%	5,91%
		prejudice	0,336	31,46%	25,65%	28,56%
		rather p.	0,155	11,62%	11,42%	11,52%
		partly both	0,216	23,25%	24,45%	23,85%
		rather j.	0,105	15,63%	13,23%	14,43%
		justifiable	0,099	13,03%	18,44%	15,73%

¹⁰ Second-order LCA indicates that this scale does not measure anti-Semitism.

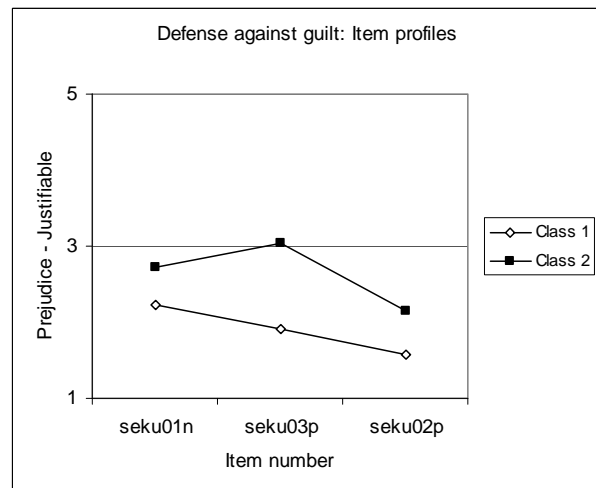
2.2.2 East-West differences of the item scores in the quota sample

Item	Quota sample		East		West		East-West comparison			
	M	SD	M	SD	M	SD	t	df	p	
SA2	Defense against guilt and relativization									
seku01n	2,67	1,280	2,73	1,293	2,61	1,264	1,444	938	0,149	
seku02p	1,86	1,167	1,91	1,168	1,80	1,165	1,444	941	0,149	
seku03p	2,76	1,450	2,65	1,430	2,86	1,464	-2,229	937	0,026	

2.2.3 Model selection of the first-order LCA

Model	ln(L)	n(P)	df	L-Ratio	p	AIC	BIC
SA2: Defense against guilt							
PR	-11079,79	5	210	3003,46	< 0,001	22169,58	22198,25
LC1	-10853,01	15	200	2549,90	< 0,001	21736,02	21822,02
LC2	-9907,90	31	184	659,68	< 0,001	19877,80	20055,53
LC3	-9731,15	47	168	306,18	< 0,001	19556,30	19825,76
LC4	-9685,15	63	152	214,18	< 0,001	19496,30	19857,49
LC5	-9658,10	79	136	160,08	n.s.	19474,20	19927,13
LC6	-9647,14	95	120	138,16	n.s.	19484,28	20028,94
Sat	-9578,06	215				19586,12	20818,77

2.2.4 Item profiles of the first-order latent classes



2.2.5 East-West differences of the expected scores in the quota sample

Scale	Quota sample		East		West		East-West comparison		
	M	SD	M	SD	M	SD	t	df	p
SA2	2,26	0,360	2,26	0,360	2,26	0,360	-0,013	947	0,989

2.3 Subscale SA3: Perpetrator-victim reversal

2.3.1 Wording and frequency distribution of the item-responses

SA3	Perpetrator-victim reversal	Response category	Total sample	Quota samples		
				East	West	Germany
mani05p	<i>Die Juden sind selber schuld, dass man sie nicht mag.</i> The Jews have only themselves to blame that people don't like them.	missing	0,114	4,41%	7,82%	6,11%
		prejudice	0,486	47,29%	38,88%	43,09%
		rather p.	0,142	19,84%	14,63%	17,23%
		partly both	0,157	17,43%	24,25%	20,84%
		rather j.	0,055	5,81%	7,62%	6,71%
		justifiable	0,045	5,21%	6,81%	6,01%
seku05p	<i>So mancher Jude zieht aus dem Holocaust heute seinen Vorteil.</i> Many Jews exploit the Holocaust today.	missing	0,105	4,61%	6,41%	5,51%
		prejudice	0,252	25,85%	21,64%	23,75%
		rather p.	0,179	20,64%	18,64%	19,64%
		partly both	0,237	28,86%	27,25%	28,06%
		rather j.	0,118	11,02%	12,63%	11,82%
		justifiable	0,108	9,02%	13,43%	11,22%
seku07p	<i>So wie sich die Juden aufgeführt haben, kann man verstehen, dass sie damals verfolgt wurden.</i> The way the Jews behaved, it is easy to understand why they were persecuted.	missing	0,116	4,61%	8,02%	6,31%
		prejudice	0,571	53,51%	50,70%	52,10%
		rather p.	0,150	18,44%	19,04%	18,74%
		partly both	0,111	15,63%	16,03%	15,83%
		rather j.	0,024	3,21%	3,61%	3,41%
		justifiable	0,027	4,61%	2,61%	3,61%
seku09p	<i>Die Juden sind unversöhnlich und schaden Deutschland, wenn sie immer wieder mit dem Finger auf den Holocaust zeigen.</i> The Jews are unforgiving and harm Germany when they point a finger at the Holocaust again and again	missing	0,115	3,61%	6,61%	5,11%
		prejudice	0,331	29,86%	26,65%	28,26%
		rather p.	0,163	18,64%	15,83%	17,23%
		partly both	0,213	27,66%	27,05%	27,35%
		rather j.	0,102	11,82%	12,22%	12,02%
		justifiable	0,077	8,42%	11,62%	10,02%

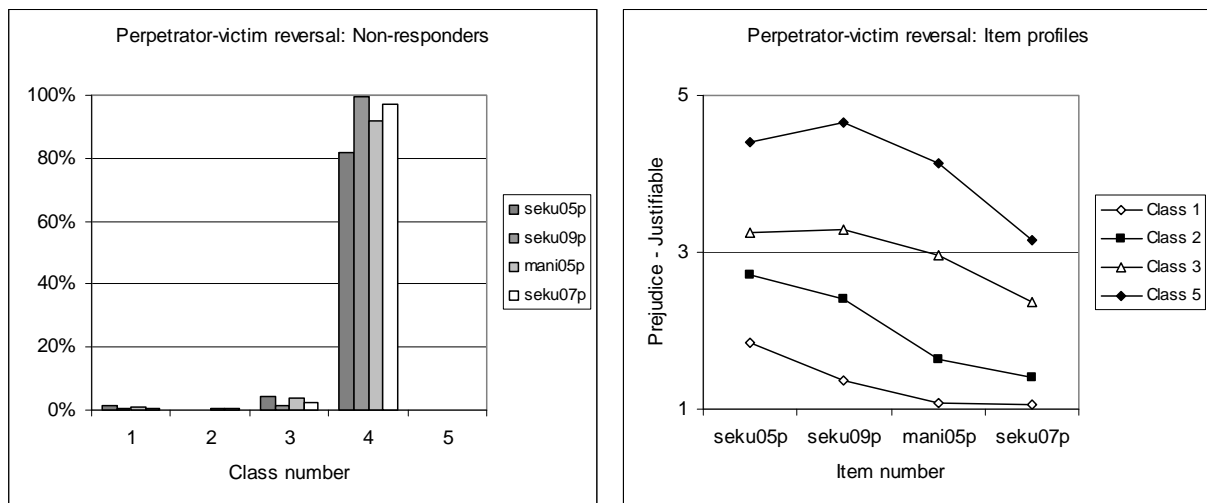
2.3.2 East-West differences of the item scores in the quota sample

Item	Quota sample		East		West		East-West comparison		
	M	SD	M	SD	M	SD	t	df	p
SA3	Perpetrator-victim reversal								
mani05p	2,10	1,239	1,97	1,189	2,23	1,277	-3,171	935	0,002
seku05p	2,65	1,302	2,55	1,262	2,76	1,334	-2,531	941	0,012
seku07p	1,80	1,086	1,82	1,124	1,79	1,046	0,403	933	0,687
seku09p	2,56	1,316	2,48	1,281	2,64	1,347	-1,816	945	0,070

2.3.3 Model selection of the first-order LCA

Model	ln(L)	n(P)	df	L-Ratio	p	AIC	BIC
SA3: Perpetrator-victim reversal							
PR	-10771,90	5	1290	6141,24	< 0,001	21553,80	21581,00
LC1	-10463,86	20	1275	5525,16	< 0,001	20967,72	21076,51
LC2	-9196,86	41	1254	2991,16	< 0,001	18475,72	18698,74
LC3	-8439,17	62	1233	1475,78	< 0,001	17002,34	17339,59
LC4	-8225,31	83	1212	1048,06	n.s.	16616,62	17068,10
LC5	-8134,32	104	1191	866,08	n.s.	16476,64	17042,35
LC6	-8115,56	125	1170	828,56	n.s.	16449,50	17161,06
LC7	-8080,13	146	1149	757,70	n.s.	16452,26	17246,44
Sat	-7701,28	1295				17992,56	25036,79

2.3.4 Item profiles of the first-order latent classes



2.3.5 East-West differences of the expected scores in the quota sample

Scale	Quota sample		East		West		East-West comparison		
	M	SD	M	SD	M	SD	t	df	p
SA3	2,28	0,849	2,22	0,826	2,35	0,869	-2,418	946	0,016

3. Latent Anti-Semitism

3.1 Subscale LA: Avoiding to speak about Jews

3.1.1 Wording and frequency distribution of the item-responses

LA	Avoiding to speak about Jews	Response category	Total sample	Quota samples		
				East	West	Germany
aslat8p	<i>Mir ist das ganze Thema „Juden“ irgendwie unangenehm.</i> The whole topic of the "Jews" is somehow unpleasant for me.	missing	0,090	4,61%	8,22%	6,41%
		prejudice	0,377	35,67%	31,26%	33,47%
		rather p.	0,167	15,03%	16,83%	15,93%
		partly both	0,249	31,86%	26,25%	29,06%
		rather j.	0,075	7,62%	7,82%	7,72%
		justifiable	0,043	5,21%	9,62%	7,41%
lat01p	<i>Über die Juden sollte man besser nicht sprechen.</i> It would be better not to talk about the Jews.	missing	0,079	5,61%	7,01%	6,31%
		prejudice	0,581	49,70%	51,10%	50,40%
		rather p.	0,168	19,84%	17,64%	18,74%
		partly both	0,117	17,84%	14,63%	16,23%
		rather j.	0,028	3,41%	4,41%	3,91%
		justifiable	0,027	3,61%	5,21%	4,41%
lat02p	<i>Man darf ja nicht sagen, was man über die Juden wirklich denkt.</i> You cannot say what you really think about the Jews.	missing	0,076	4,61%	6,41%	5,51%
		prejudice	0,379	33,67%	26,85%	30,26%
		rather p.	0,176	17,84%	19,44%	18,64%
		partly both	0,212	26,65%	25,05%	25,85%
		rather j.	0,073	8,42%	7,62%	8,02%
		justifiable	0,084	8,82%	14,63%	11,72%

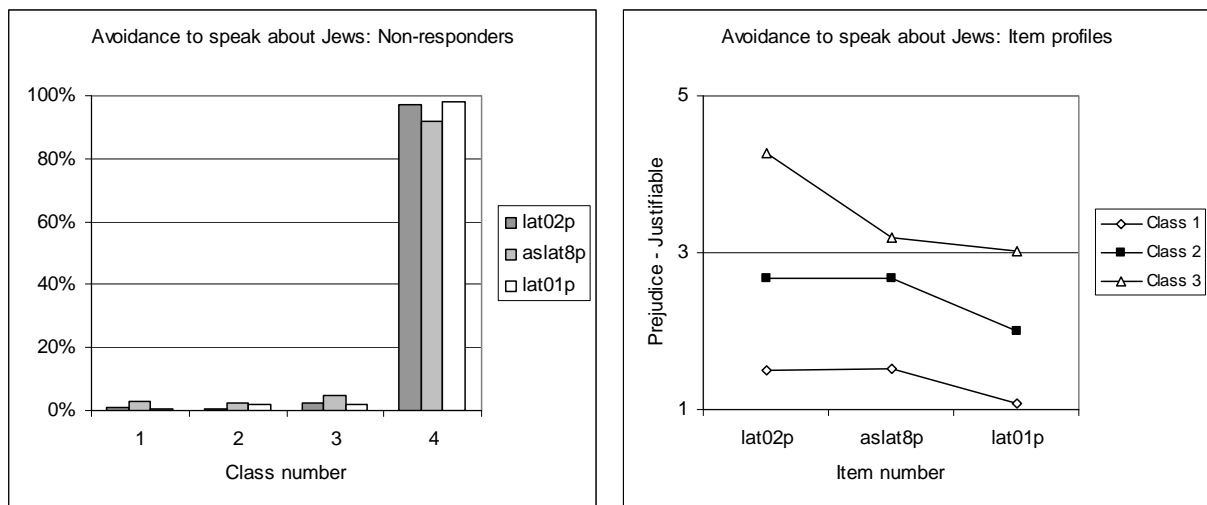
3.1.2 East-West differences of the item scores in the quota sample

Item	Quota sample		East		West		East-West comparison		
	M	SD	M	SD	M	SD	t	df	p
LA	Avoiding to speak about Jews								
aslat8p	2,36	1,259	2,28	1,201	2,43	1,315	-1,779	932	0,076
lat01p	1,86	1,133	1,85	1,088	1,87	1,178	-0,289	933	0,773
lat02p	2,50	1,344	2,38	1,295	2,61	1,384	-2,661	941	0,008

3.1.3 Model selection of the first-order LCA

Model	ln(L)	n(P)	df	L-Ratio	p	AIC	BIC
LA: Avoiding to speak about Jews							
PR	-12062,28	5	210	3755,60	< 0,001	24134,56	24164,02
LC1	-11831,58	15	200	3294,20	< 0,001	23693,16	23781,55
LC2	-10921,72	31	184	1474,48	< 0,001	21905,44	22088,11
LC3	-10450,74	47	168	532,52	< 0,001	20995,48	21272,43
LC4	-10312,18	63	152	255,40	< 0,001	20750,36	21121,58
LC5	-10258,11	79	136	147,26	n.s.	20674,22	21139,72
LC6	-10238,35	95	120	107,74	n.s.	20666,70	21226,48
LC7	-10234,01	111	104	99,06	n.s.	20690,02	21344,08
Sat	-10184,48	215				20798,96	22065,84

3.1.4 Item profiles of the first-order latent classes



3.1.5 East-West differences of the expected scores in the quota sample

Scale	Quota sample		East		West		East-West comparison		
	M	SD	M	SD	M	SD	t	df	p
LA	2,17	0,705	2,12	0,676	2,22	0,730	-2,285	948	0,023

4. Anti-Zionism

4.1 Subscale IA1: Generalizing criticism of Israel

4.1.1 Wording and frequency distribution of the item-responses

IA1	Generalizing criticism of Israel	Response category	Total sample	Quota samples		
				East	West	Germany
krit02p	<i>Der Holocaust ist den Juden ein willkommenes Mittel, um die Politik Israels zu rechtfertigen.</i> The Holocaust is a welcome means for the Jews to justify Israel's policies.	missing	0,096	4,21%	6,41%	5,31%
		prejudice	0,180	18,64%	16,03%	17,33%
		rather p.	0,168	18,24%	16,63%	17,43%
		partly both	0,287	38,08%	29,66%	33,87%
		rather j.	0,160	12,22%	19,24%	15,73%
		justifiable	0,108	8,62%	12,02%	10,32%
krit03p	<i>Ohne die weltweite Macht des Judentums könnte sich Israel nicht so einfach über internationales Recht hinwegsetzen.</i> Without the worldwide power of Jewry Israel could not so easily disregard international law.	missing	0,100	5,01%	8,42%	6,71%
		prejudice	0,203	20,44%	16,03%	18,24%
		rather p.	0,142	14,03%	14,03%	14,03%
		partly both	0,259	35,27%	28,46%	31,86%
		rather j.	0,179	15,63%	20,84%	18,24%
		justifiable	0,116	9,62%	12,22%	10,92%

IA1	Generalizing criticism of Israel	Response category	Total sample	Quota samples		
				East	West	Germany
krit04p	<i>Wir sollten uns von den Juden nicht weiterhin unter Druck setzen lassen, die Palästina-Politik Israels unwidersprochen hinzunehmen.</i> We should not let ourselves continue to be pressured by the Jews to let Israel's Palestinian policies go unchallenged.	missing	0,106	5,21%	8,82%	7,01%
		prejudice	0,185	20,44%	17,23%	18,84%
		rather p.	0,132	15,43%	12,63%	14,03%
		partly both	0,236	30,66%	25,65%	28,16%
		rather j.	0,187	17,03%	20,44%	18,74%
		justifiable	0,154	11,22%	15,23%	13,23%

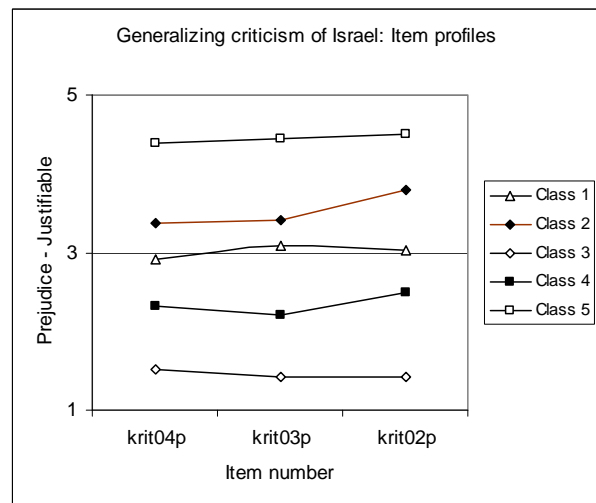
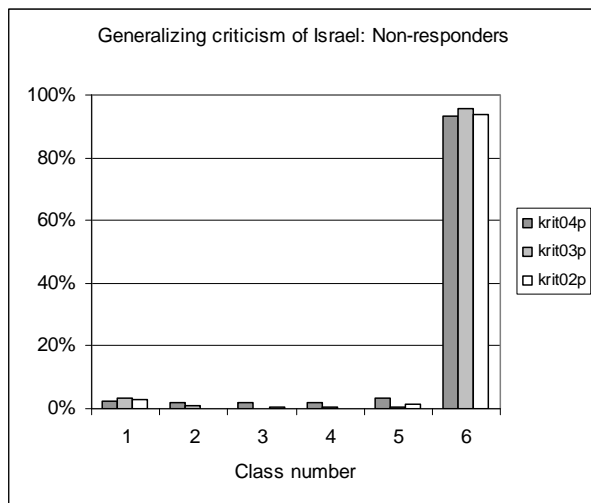
4.1.2 East-West differences of the item scores in the quota sample

Item	Quota sample		East		West		East-West comparison		
	M	SD	M	SD	M	SD	t	df	p
IA1	Israel-related anti-Semitism								
krit02p	2,83	1,222	2,73	1,177	2,94	1,258	-2,703	943	0,007
krit03p	2,89	1,259	2,79	1,240	2,99	1,272	-2,456	929	0,014
krit04p	2,93	1,315	2,82	1,285	3,04	1,338	-2,548	926	0,011

4.1.3 Model selection of the first-order LCA

Model	ln(L)	n(P)	df	L-Ratio	p	AIC	BIC
IA1: Generalizing criticism of Israel							
PR	-10972,36	5	210	3674,83	< 0,001	21954,71	21982,95
LC1	-10947,90	15	200	3625,92	< 0,001	21925,80	22010,51
LC2	-10157,62	31	184	2045,36	< 0,001	20377,24	20552,31
LC3	-9630,46	47	168	991,04	< 0,001	19354,92	19620,34
LC4	-9340,03	63	152	410,18	< 0,001	18806,06	19161,84
LC5	-9275,41	79	136	280,94	< 0,001	18708,82	19154,96
LC6	-9198,87	95	120	127,86	n.s.	18587,74	19124,23
LC7	-9191,40	111	104	112,92	n.s.	18604,80	19231,65
LC8	-9184,51	127	88	99,14	n.s.	18623,02	19340,23
Sat	-9134,94	215				18699,88	19914,05

4.1.4 Item profiles of the first-order latent classes



4.1.5 East-West differences of the expected scores in the quota sample

Scale	Quota sample		East		West		East-West comparison		
	M	SD	M	SD	M	SD	t	df	p
IA1	2,89	0,868	2,81	0,850	2,96	0,882	-2,563	944	0,011

4.2 Subscale PA: Political anti-Zionism

4.2.1 Wording and frequency distribution of the item-responses

PA	Political anti-Zionism	Response category	Total sample	Quota samples		
				East	West	Germany
zion03ap	<i>Der Zionismus hat aus den Opfern von gestern die Täter von heute gemacht</i> Zionism has made the victims of yesterday into the perpetrators of today	missing	0,128	7,21%	10,62%	8,92%
		prejudice	0,189	22,24%	17,43%	19,84%
		rather p.	0,158	19,04%	17,43%	18,24%
		partly both	0,281	31,66%	32,46%	32,06%
		rather j.	0,127	10,82%	12,42%	11,62%
		justifiable	0,117	9,02%	9,62%	9,32%
zion04p	<i>Das Ziel des Zionismus war es schon immer, die Palästinenser zu vertreiben und sich ihr Land anzueignen.</i> The goal of Zionism has always been to expel the Palestinians and take over their land.	missing	0,126	6,21%	9,02%	7,62%
		prejudice	0,182	18,04%	17,23%	17,64%
		rather p.	0,197	22,24%	21,44%	21,84%
		partly both	0,269	34,07%	33,27%	33,67%
		rather j.	0,117	9,82%	11,62%	10,72%
		justifiable	0,110	9,62%	7,41%	8,52%
zion05p	<i>Der Zionismus ist im Grunde genommen eine Spielart des Rassismus.</i> Zionism is essentially a variety of racism.	missing	0,131	6,81%	10,22%	8,52%
		prejudice	0,175	19,64%	15,43%	17,54%
		rather p.	0,119	11,82%	14,83%	13,33%
		partly both	0,293	35,07%	36,27%	35,67%
		rather j.	0,149	15,03%	14,43%	14,73%
		justifiable	0,133	11,62%	8,82%	10,22%

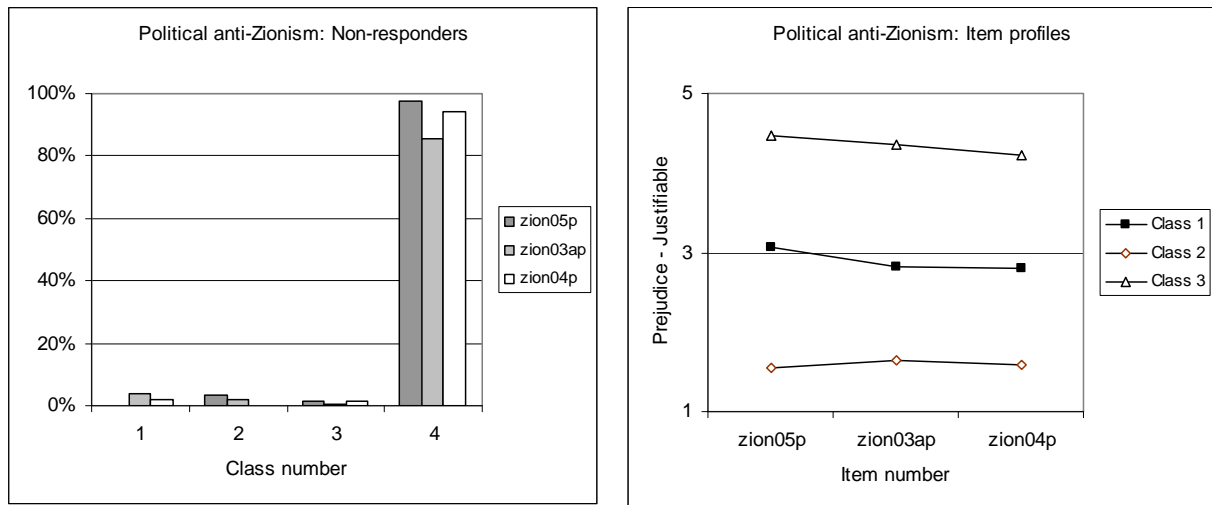
4.2.2 East-West differences of the item scores in the quota sample

Item	Quota sample		East		West		East-West comparison		
	M	SD	M	SD	M	SD	t	df	p
PA	Political Anti-Zionism								
zion03ap	2,70	1,232	2,63	1,238	2,77	1,223	-1,748	907	0,081
zion04p	2,68	1,177	2,69	1,195	2,68	1,160	0,152	920	0,879
zion05p	2,86	1,225	2,86	1,271	2,85	1,177	0,174	911	0,862

4.2.3 Model selection of the first-order LCA

Model	ln(L)	n(P)	df	L-Ratio	p	AIC	BIC
PA: Political Anti-Zionism							
PR	-8896,79	5	210	3345,41	< 0,001	17803,58	17830,78
LC1	-8873,57	15	200	3298,97	< 0,001	17777,14	17858,73
LC2	-8073,70	31	184	1699,23	< 0,001	16209,40	16378,03
LC3	-7691,80	47	168	935,43	< 0,001	15477,60	15733,26
LC4	-7379,99	63	152	311,81	< 0,001	14885,98	15228,67
LC5	-7341,10	79	136	234,03	< 0,001	14840,20	15269,93
LC6	-7297,22	95	120	146,27	< 0,05	14784,44	15301,20
LC7	-7286,58	111	104	124,99	n.s.	14795,16	15398,95
Sat	-7224,08	215				14878,17	16047,67

4.2.4 Item profiles of the first-order latent classes



4.2.5 East-West differences of the expected scores in the quota sample

Scale	Quota sample		East		West		East-West comparison		
	M	SD	M	SD	M	SD	t	df	p
PA	2,79	0,828	2,78	0,862	2,80	0,793	-0,328	924	0,743

5. Anti-Israeli Attitudes

5.1 Subscale PI01: One-sided attribution of guilt

5.1.1 Wording and frequency distribution of the item-responses

PI01	One-sided attribution of guilt	Response category	Total sample	Quota samples		
				East	West	Germany
aspo3p	<i>Israel ist allein schuldig an der Entstehung und Aufrechterhaltung der Konflikte im Nahen Osten.</i> Israel is solely to blame for the emergence and perpetuation of the Middle East Conflict.	missing	0,079	1,60%	3,01%	2,30%
		disagree	0,168	13,03%	17,03%	15,03%
		rather d.	0,173	16,83%	18,04%	17,43%
		neither-nor	0,213	23,25%	26,45%	24,85%
		rather a.	0,125	9,82%	10,02%	9,92%
		agree	0,077	9,22%	6,21%	7,72%
		don't know	0,165	26,25%	19,24%	22,75%
aspo5p	<i>Israel ist ein Staat, der über Leichen geht.</i> Israel is a state that stops at nothing.	missing	0,085	2,20%	4,61%	3,41%
		disagree	0,112	9,62%	11,22%	10,42%
		rather d.	0,124	14,23%	13,03%	13,63%
		neither-nor	0,152	16,83%	18,44%	17,64%
		rather a.	0,215	20,24%	20,24%	20,24%
		agree	0,153	11,22%	15,03%	13,13%
		don't know	0,160	25,65%	17,43%	21,54%
aspo9p	<i>Die Israelis sind Besatzer und haben in den Palästinensergebieten nichts zu suchen.</i> The Israelis are occupiers and have no right to stay in the Palestinian territories	missing	0,080	1,80%	4,21%	3,01%
		disagree	0,058	5,61%	6,61%	6,11%
		rather d.	0,091	9,22%	10,82%	10,02%
		neither-nor	0,157	19,84%	18,24%	19,04%
		rather a.	0,253	26,45%	26,65%	26,55%
		agree	0,230	18,04%	17,23%	17,64%
		don't know	0,131	19,04%	16,23%	17,64%

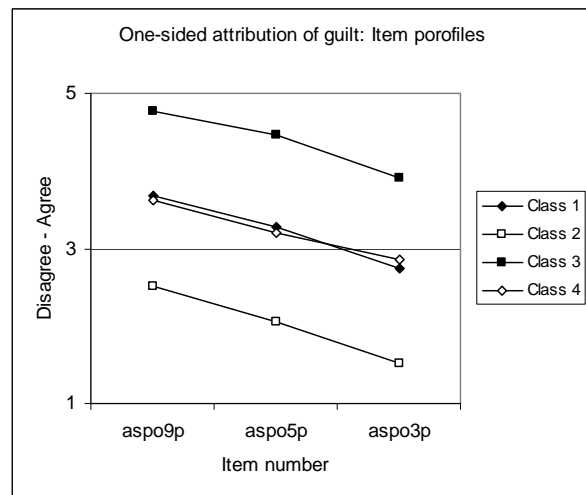
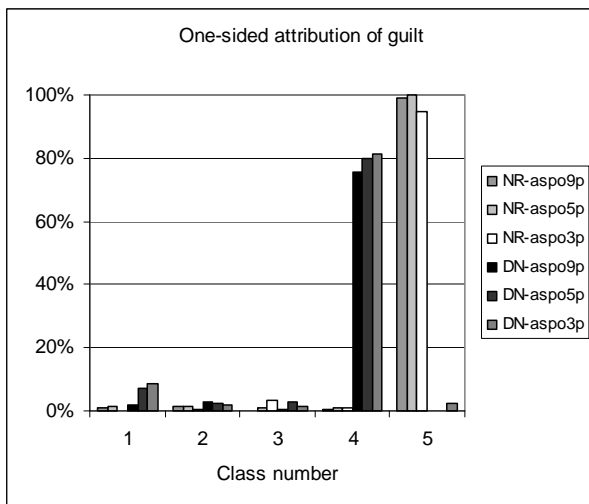
5.1.2 East-West differences of the item scores in the quota sample

Item	Quota sample		East		West		East-West comparison			
	M	SD	M	SD	M	SD	t	df	p	
PI01	One-sided attribution of guilt									
aspo3p	2,70	1,222	2,80	1,251	2,62	1,189	2,002	746	0,046	
aspo5p	3,16	1,297	3,13	1,273	3,19	1,320	-0,658	747	0,511	
aspo9p	3,50	1,188	3,53	1,169	3,47	1,207	0,778	790	0,437	

5.1.3 Model selection of the first-order LCA

Model	ln(L)	n(P)	df	L-Ratio	p	AIC	BIC
PI01: One-sided attribution of guilt							
PR	-9767,30	6	336	4264,04	< 0,001	19546,61	19579,24
LC1	-9574,87	18	324	3879,17	< 0,001	19185,74	19283,65
LC2	-8868,94	37	305	2467,31	< 0,001	17811,88	18013,14
LC3	-8397,59	56	286	1524,61	< 0,001	16907,18	17211,80
LC4	-7968,84	75	267	667,11	< 0,001	16087,68	16495,65
LC5	-7827,80	94	248	385,03	< 0,001	15843,60	16354,92
LC6	-7769,85	113	229	269,13	< 0,05	15765,70	16380,37
LC7	-7722,59	132	210	174,61	n.s.	15709,18	16427,20
LC8	-7712,62	151	191	154,67	n.s.	15727,24	16548,61
Sat	-7635,28	342				15954,57	17814,90

5.1.4 Item profiles of the first-order latent classes



5.1.5 East-West differences of the expected scores in the quota sample

Scale	Quota sample		East		West		East-West comparison		
	M	SD	M	SD	M	SD	t	df	p
PI01	3,13	0,729	3,18	0,696	3,08	0,758	1,992	976	0,047

5.2 Subscale PI02: Dramatizing and need for action

5.2.1 Wording and frequency distribution of the item-responses

PI02	Dramatizing and need for action	Response category	Total sample	Quota samples		
				East	West	Germany
aspo11p	<i>Was die Israelis den Palästinensern antun, ähnelt dem, was die Nazis den Juden angetan haben.</i> What the Israelis do to the Palestinians resembles what the Nazis did to the Jews.	missing	0,078	2,00%	4,21%	3,11%
		disagree	0,204	18,64%	17,64%	18,14%
		rather d.	0,136	12,63%	13,03%	12,83%
		neither-nor	0,160	16,83%	18,64%	17,74%
		rather a.	0,169	14,63%	17,23%	15,93%
		agree	0,112	13,43%	13,23%	13,33%
aspo12n	<i>Die Israelis sind an einer friedlichen Lösung des Nahost-Konfliktes interessiert</i> The Israelis are interested in a peaceful resolution of the Middle East conflict (negative).	missing	0,083	1,60%	3,81%	2,71%
		agree	0,069	8,22%	7,21%	7,72%
		rather a.	0,188	19,24%	22,04%	20,64%
		neither-nor	0,186	22,04%	23,05%	22,55%
		rather d.	0,179	13,43%	14,83%	14,13%
		disagree	0,090	4,61%	7,21%	5,91%
krit06p	<i>Die Bundesregierung sollte Druck auf Israel ausüben, damit es seine Palästina-Politik ändert.</i> The German government should put pressure on Israel to change its Palestinian policy.	missing	0,082	1,80%	2,81%	2,30%
		disagree	0,093	12,02%	10,62%	11,32%
		rather d.	0,095	12,83%	10,42%	11,62%
		neither-nor	0,122	16,83%	16,43%	16,63%
		rather a.	0,224	23,05%	28,26%	25,65%
		agree	0,261	15,23%	17,03%	16,13%
		don't know	0,123	18,24%	14,43%	16,33%

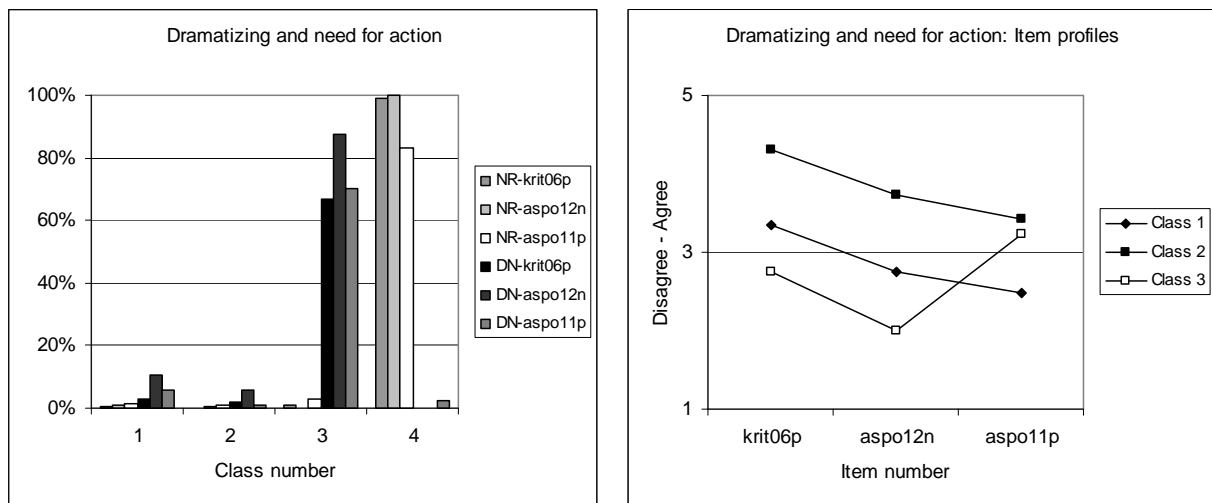
5.2.2 East-West differences of the item scores in the quota sample

Item	Quota sample		East		West		East-West comparison		
	M	SD	M	SD	M	SD	t	df	p
PI02	Dramatizing and need for action								
aspo11p	2,92	1,407	2,89	1,427	2,94	1,389	-0,522	776	0,602
aspo12n	2,86	1,113	2,81	1,100	2,90	1,125	-1,144	706	0,253
krit06p	3,29	1,314	3,21	1,332	3,37	1,293	-1,764	810	0,078

5.2.3 Model selection of the first-order LCA

Model	ln(L)	n(P)	df	L-Ratio	p	AIC	BIC
PI02: Dramatizing and need for action							
PR	-9800,98	6	336	3303,18	< 0,001	19613,95	19646,59
LC1	-9577,72	18	324	2856,67	< 0,001	19191,44	19289,35
LC2	-8910,76	37	305	1522,75	< 0,001	17895,52	18096,78
LC3	-8519,33	56	286	739,89	< 0,001	17150,66	17455,28
LC4	-8367,00	75	267	435,23	< 0,001	16884,00	17291,97
LC5	-8298,38	94	248	297,98	< 0,05	16784,76	17296,08
LC6	-8268,07	113	229	237,37	n.s.	16762,14	17376,81
LC7	-8255,63	132	210	212,48	n.s.	16775,26	17493,28
Sat	-8149,39	342				16982,78	18843,10

5.2.4 Item profiles of the first-order latent classes



5.2.5 East-West differences of the expected scores in the quota sample

Scale	Quota sample		East		West		East-West comparison		
	M	SD	M	SD	M	SD	t	df	p
PI02	2,97	0,380	2,96	0,371	2,99	0,388	-1,329	978	0,184

5.3 Subscale IA2: Denying the Jews' right of residence

5.3.1 Wording and frequency distribution of the item-responses

IA2	Denying the Jews' right of residence	Response category	Total sample	Quota samples		
				East	West	Germany
zion02p	<i>Die Juden sind ein Fremdkörper im Nahen Osten.</i> The Jews are an alien presence in the Middle East.	missing	0,081	3,01%	4,21%	3,61%
		disagree	0,378	32,46%	31,66%	32,06%
		rather d.	0,163	18,04%	17,84%	17,94%
		neither-nor	0,180	19,64%	21,04%	20,34%
		rather a.	0,053	5,41%	7,01%	6,21%
		agree	0,036	4,01%	5,41%	4,71%
aspo10p	<i>Es wäre besser, wenn die Juden den Nahen Osten verlassen würden.</i> It would be better if the Jews would leave the Middle East.	don't know	0,108	17,43%	12,83%	15,13%
		missing	0,086	1,80%	4,41%	3,11%
		disagree	0,380	29,46%	34,67%	32,06%
		rather d.	0,176	18,84%	17,84%	18,34%
		neither-nor	0,152	20,24%	18,84%	19,54%
		rather a.	0,038	6,01%	3,61%	4,81%
zion01an	<i>Wenn sie hierher zurückkommen wollen, sollten die aus Deutschland emigrierten Juden hier willkommen sein.</i> If they want to return, Jews who emigrated from Germany should be welcomed here (negative).	agree	0,043	5,81%	5,41%	5,61%
		don't know	0,125	17,84%	15,23%	16,53%
		missing	0,089	2,40%	4,01%	3,21%
		agree	0,353	24,25%	32,06%	28,16%
		rather a.	0,221	25,65%	27,05%	26,35%
		neither-nor	0,108	13,83%	10,22%	12,02%
		rather d.	0,054	8,82%	5,81%	7,31%
		disagree	0,059	7,01%	8,02%	7,52%
		don't know	0,116	18,04%	12,83%	15,43%

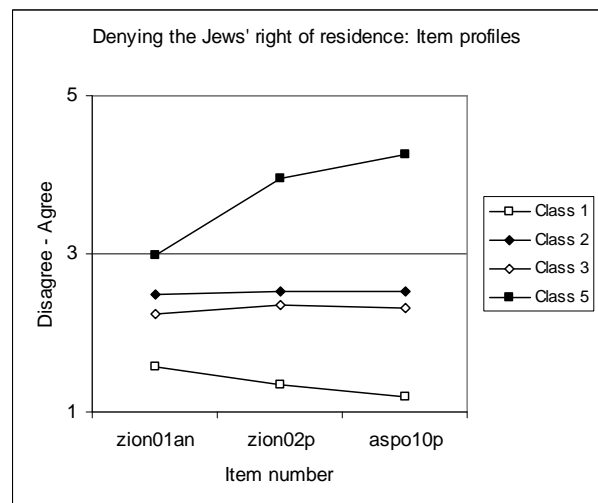
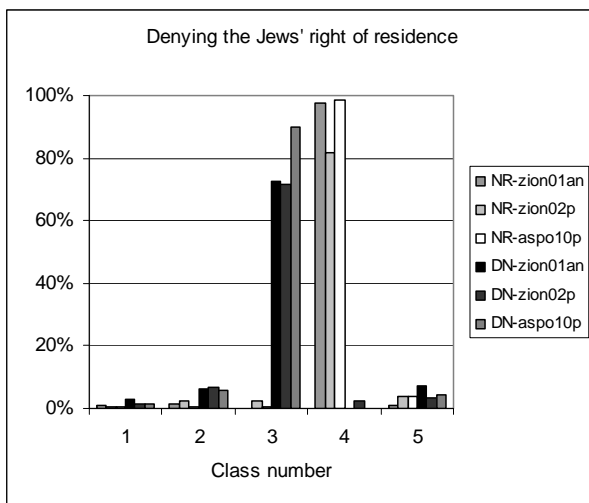
5.3.2 East-West differences of the item scores in the quota sample

Item	Quota sample		East		West		East-West comparison		
	M	SD	M	SD	M	SD	t	df	p
IA2	Denying the Jews' right of residence								
zion02p	2,18	1,200	2,13	1,170	2,24	1,228	-1,314	809	0,189
aspo10p	2,17	1,217	2,25	1,228	2,09	1,202	1,830	800	0,068
zion01an	2,26	1,273	2,36	1,262	2,17	1,277	2,119	810	0,034

5.3.3 Model selection of the first-order LCA

Model	ln(L)	n(P)	df	L-Ratio	p	AIC	BIC
IA2: Denying the Jews' right of residence							
PR	-8737,70	6	336	3285,03	< 0,001	17487,40	17520,04
LC1	-8703,16	18	324	3215,95	< 0,001	17442,32	17540,23
LC2	-8146,25	37	305	2102,13	< 0,001	16366,50	16567,76
LC3	-7593,01	56	286	995,65	< 0,001	15298,02	15602,64
LC4	-7364,67	75	267	538,97	< 0,001	14879,34	15287,31
LC5	-7260,46	94	248	330,55	< 0,001	14708,92	15220,24
LC6	-7217,07	113	229	243,77	n.s.	14660,14	15274,81
LC7	-7198,08	132	210	205,79	n.s.	14660,16	15378,18
Sat	-7095,18	342				14874,37	16734,70

5.3.4 Item profiles of the first-order latent classes



5.3.5 East-West differences of the expected scores in the quota sample

Scale	Quota sample		East		West		East-West comparison		
	M	SD	M	SD	M	SD	t	df	p
IA2	2,16	0,710	2,18	0,701	2,14	0,720	0,875	973	0,382

5.4 Single item: Link between anti-Israeli attitudes and anti-Semitism

5.4.1 Wording and frequency distribution of the item-responses

Link between anti-Israeli attitudes and anti-Semitism		Response category	Total sample	Quota samples		
				East	West	Germany
krit01p	<i>Wenn man das wahre Gesicht der Juden erkennen will, muss man nur schauen, wie sie mit den Palästinensern umgehen.</i> If you want to recognize the true face of the Jews, you only have to watch how they treat the Palestinians.	missing	0,106	6,01%	7,41%	6,71%
		prejudice	0,350	29,06%	27,45%	28,26%
		rather p.	0,180	16,03%	17,64%	16,83%
		neither-nor	0,222	32,26%	26,85%	29,56%
		rather j.	0,077	8,62%	11,22%	9,92%
		justifiable	0,064	8,02%	9,42%	8,72%

5.4.2 East-West differences of the item scores in the quota sample

Item	Quota sample		East		West		East-West comparison		
	M	SD	M	SD	M	SD	t	df	p
Single item: Link between anti-Israeli attitudes and anti-Semitism									
krit01p	2,51	1,277	2,47	1,251	2,54	1,303	-,810	929	,418

6. Anti-Palestinian Attitudes

6.1 Subscale AP: Devaluation of Palestinians

6.1.1 Wording and frequency distribution of the item-responses

AP	Devaluation of Palestinians	Response category	Total sample	Quota samples		
				East	West	Germany
isla01p	<i>Die Palästinenser sind unfähig, ihre eigenen Angelegenheiten zu regeln.</i> The Palestinians are incapable of managing their own affairs.	missing	0,087	4,21%	6,01%	5,11%
		prejudice	0,318	28,26%	24,45%	26,35%
		rather p.	0,235	23,85%	26,85%	25,35%
		partly both	0,242	30,86%	27,66%	29,26%
		rather j.	0,074	7,21%	8,22%	7,72%
isla02p	<i>Den Palästinensern kann man nicht vertrauen.</i> You cannot trust the Palestinians.	justifiable	0,044	5,61%	6,81%	6,21%
		missing	0,100	4,21%	7,62%	5,91%
		prejudice	0,488	43,69%	45,49%	44,59%
		rather p.	0,171	18,64%	18,64%	18,64%
		partly both	0,172	24,65%	20,04%	22,34%
isla07p	<i>Die Palästinenser sind rückständig und primitiv.</i> The Palestinians are backward and primitive.	rather j.	0,035	3,41%	4,21%	3,81%
		justifiable	0,034	5,41%	4,01%	4,71%
		missing	0,094	3,81%	7,01%	5,41%
		prejudice	0,511	48,10%	44,09%	46,09%
		rather p.	0,191	20,24%	25,45%	22,85%
		partly both	0,141	19,04%	17,64%	18,34%
		rather j.	0,042	5,41%	3,61%	4,51%
		justifiable	0,021	3,41%	2,20%	2,81%

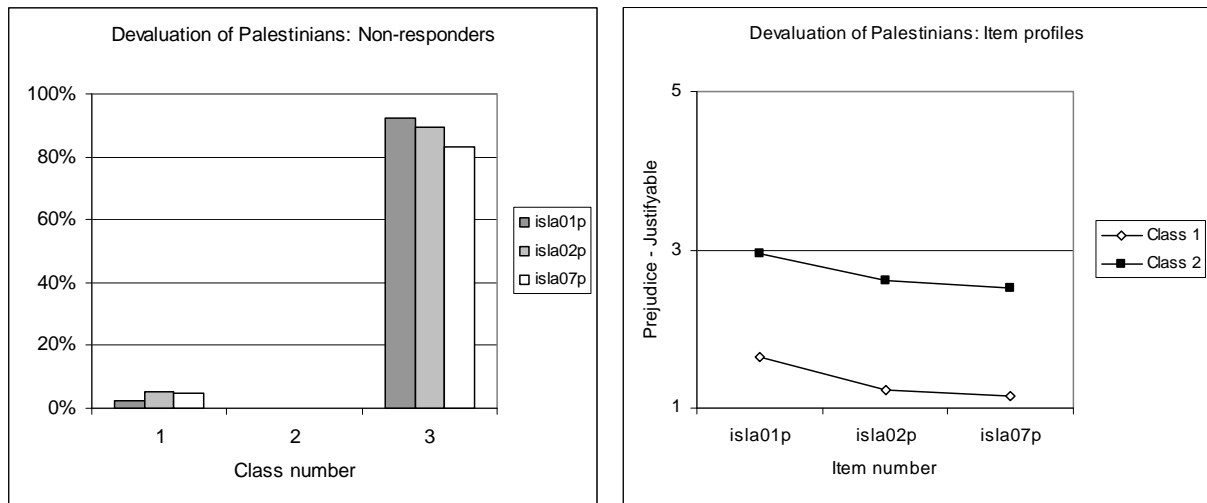
6.1.2 East-West differences of the item scores in the quota sample

Item	Quota sample		East		West		East-West comparison		
	M	SD	M	SD	M	SD	t	df	p
AP	Devaluation of Palestinians								
isla01p	2,39	1,162	2,35	1,150	2,43	1,174	-0,965	945	0,335
isla02p	1,99	1,151	2,04	1,168	1,95	1,132	1,279	937	0,201
isla07p	1,89	1,062	1,92	1,112	1,86	1,008	0,758	942	0,448

6.1.3 Model selection of the first-order LCA

Model	ln(L)	n(P)	df	L-Ratio	p	AIC	BIC
AP: Devaluation of Palestinians							
PR	-9306,94	5	210	3765,43	< 0,001	18623,87	18652,11
LC1	-9182,48	15	200	3516,52	< 0,001	18394,96	18479,68
LC2	-8467,73	31	184	2087,02	< 0,001	16997,46	17172,54
LC3	-7884,47	47	168	920,50	< 0,001	15862,94	16128,39
LC4	-7838,18	63	152	827,92	< 0,001	15802,36	16158,17
LC5	-7822,50	79	136	796,56	< 0,001	15803,00	16249,18
Sat	-7424,22	215				15278,44	16492,71

6.1.4 Item profiles of the first-order latent classes



6.1.5 East-West differences of the expected scores in the quota sample

Scale	Quota sample		East		West		East-West comparison		
	M	SD	M	SD	M	SD	t	df	p
AP	2,04	0,675	2,05	0,675	2,03	0,676	0,606	963	0,545

6.2 Subscale TK: Connecting Palestinians and Muslims to terrorism

6.2.1 Wording and frequency distribution of the item-responses

TK	Connecting Palestinians and Muslims to terrorism	Response category	Total sample	Quota samples		
				East	West	Germany
isla05p	<i>Der islamische Terrorismus findet starken Rückhalt bei den Muslimen auf der ganzen Welt.</i> Islamic terrorism has strong support among Muslims all over the world.	missing	0,109	4,61%	7,21%	5,91%
		prejudice	0,200	17,84%	15,43%	16,63%
		rather p.	0,167	13,03%	16,03%	14,53%
		partly both	0,300	38,28%	32,67%	35,47%
		rather j.	0,134	15,63%	16,03%	15,83%
		justifiable	0,090	10,62%	12,63%	11,62%
isla06p	<i>Die islamistischen Terroristen werden von den Palästinensern als Helden verehrt.</i> Islamic terrorists are venerated by the Palestinians as heroes.	missing	0,124	5,61%	9,42%	7,52%
		prejudice	0,104	11,82%	8,42%	10,12%
		rather p.	0,140	13,03%	12,42%	12,73%
		partly both	0,350	39,08%	38,08%	38,58%
		rather j.	0,176	18,04%	17,23%	17,64%
		justifiable	0,106	12,42%	14,43%	13,43%
isla10p	<i>Die Hamas ist eine terroristische Organisation, mit der man nicht verhandeln darf.</i> Hamas is a terrorist organization with which no one should negotiate.	missing	0,104	4,81%	5,81%	5,31%
		prejudice	0,171	15,23%	9,82%	12,53%
		rather p.	0,163	15,03%	16,23%	15,63%
		partly both	0,310	37,07%	34,27%	35,67%
		rather j.	0,151	15,63%	19,64%	17,64%
		justifiable	0,101	12,22%	14,23%	13,23%

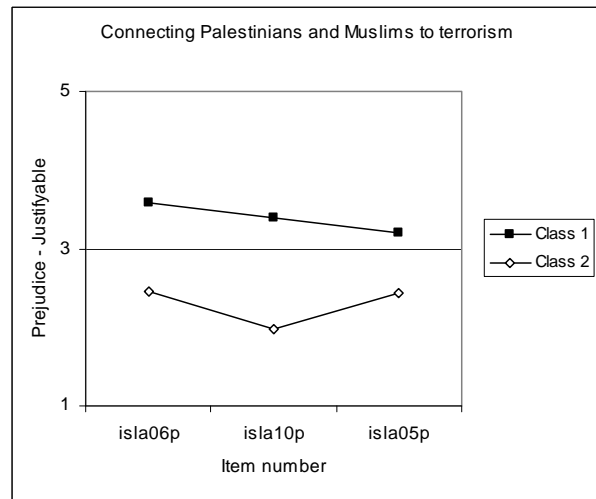
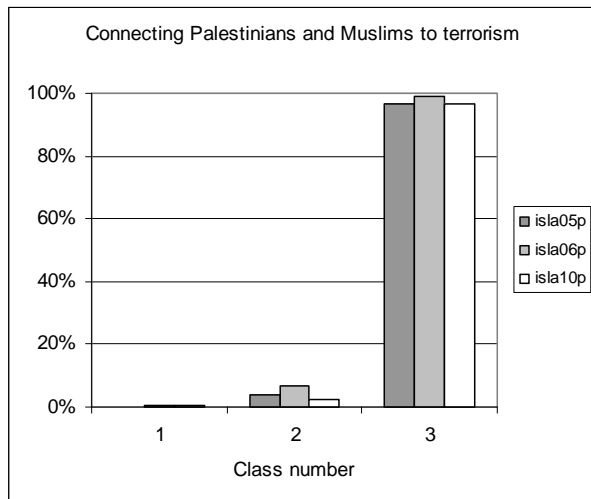
6.2.2 East-West differences of the item scores in the quota sample

Item	Quota sample		East		West		East-West comparison		
	M	SD	M	SD	M	SD	t	df	p
TK	Connecting Palestinians and Muslims to terrorism								
isla05p	2,91	1,232	2,88	1,217	2,94	1,247	-0,789	937	0,430
isla06p	3,12	1,154	3,07	1,164	3,19	1,142	-1,580	921	0,114
isla10p	3,04	1,200	2,94	1,215	3,13	1,178	-2,397	943	0,017

6.2.3 Model selection of the first-order LCA

Model	ln(L)	n(P)	df	L-Ratio	p	AIC	BIC
TK: Connecting Palestinians and Muslims to terrorism							
PR	-8727,83	5	210	2625,40	< 0,001	17465,66	17492,85
LC1	-8686,24	15	200	2542,22	< 0,001	17402,48	17484,07
LC2	-7917,96	31	184	1005,66	< 0,001	15897,92	16066,55
LC3	-7774,37	47	168	718,48	< 0,001	15642,74	15898,40
LC4	-7716,16	63	152	602,06	< 0,001	15558,32	15901,01
LC5	-7703,83	79	136	577,40	< 0,001	15565,66	15995,39
Sat	-7415,13	215				15260,26	16429,77

6.2.4 Item profiles of the first-order latent classes



6.2.5 East-West differences of the expected scores in the quota sample

Scale	Quota sample		East		West		East-West comparison		
	M	SD	M	SD	M	SD	t	df	p
TK	2,89	0,495	2,88	0,496	2,89	0,495	-0,224	956	0,823

6.3 Subscale IK: Demonizing Islam

6.3.1 Wording and frequency distribution of the item-responses

IK	Demonizing Islam	Response category	Total sample	Quota samples		
				East	West	Germany
isla03p	<i>Der Islam ist mit Demokratie nicht vereinbar.</i> Islam is not compatible with democracy.	missing	0,105	4,81%	9,22%	7,01%
		prejudice	0,266	21,64%	18,44%	20,04%
		rather p.	0,155	15,03%	13,83%	14,43%
		partly both	0,243	32,46%	29,06%	30,76%
		rather j.	0,114	12,02%	14,03%	13,03%
		justifiable	0,117	14,03%	15,43%	14,73%
isla04p	<i>Der Islam ist eine intolerante Religion.</i> Islam is an intolerant religion.	missing	0,110	4,61%	9,62%	7,11%
		prejudice	0,290	26,05%	20,04%	23,05%
		rather p.	0,146	13,43%	17,23%	15,33%
		partly both	0,241	30,26%	30,06%	30,16%
		rather j.	0,106	13,83%	10,22%	12,02%
		justifiable	0,107	11,82%	12,83%	12,32%
isla08p	<i>Es ist das oberste Ziel des Islam, weltweit die Scharia (islamisches Recht) einzuführen.</i> The highest aim of Islam is to introduce the Sharia (Islamic law) worldwide.	missing	0,110	6,01%	8,62%	7,31%
		prejudice	0,272	25,25%	19,64%	22,44%
		rather p.	0,187	18,84%	18,44%	18,64%
		partly both	0,232	27,25%	29,66%	28,46%
		rather j.	0,118	12,63%	14,03%	13,33%
		justifiable	0,080	10,02%	9,62%	9,82%

IK	Demonizing Islam	Response category	Total sample	Quota samples		
				East	West	Germany
isla09p	<i>Durch das Anwachsen der islamischen Bevölkerung fühlt man sich zunehmend als Fremder im eigenen Land.</i> Through the increase in the Islamic population you feel more and more like a stranger in your own country.	missing	0,100	4,81%	6,81%	5,81%
		prejudice	0,322	25,05%	23,45%	24,25%
		rather p.	0,174	17,64%	18,64%	18,14%
		partly both	0,209	25,25%	27,66%	26,45%
		rather j.	0,101	15,03%	11,82%	13,43%
		justifiable	0,095	12,22%	11,62%	11,92%

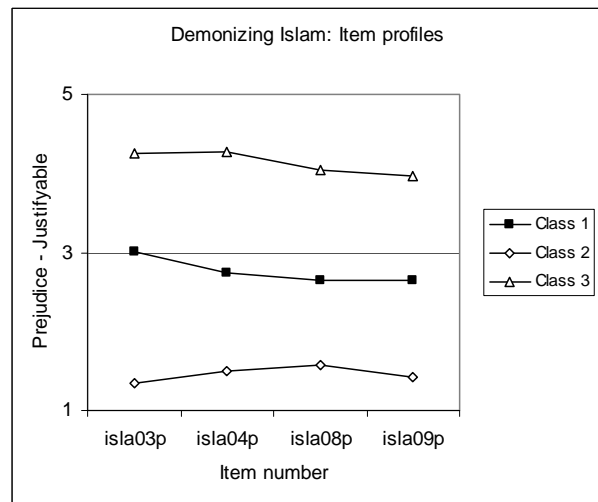
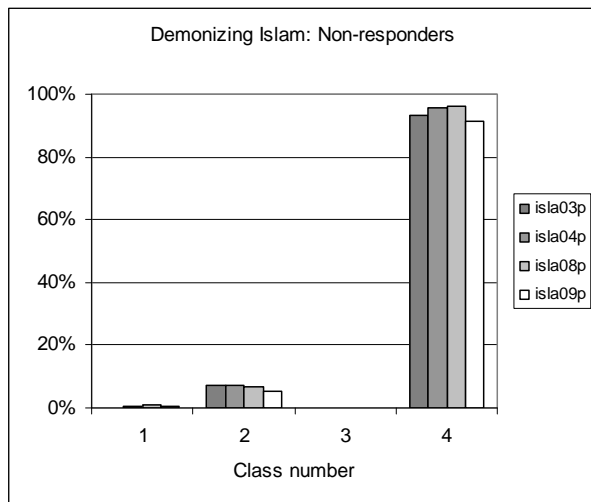
6.3.2 East-West differences of the item scores in the quota sample

Item	Quota sample		East		West		East-West comparison		
	M	SD	M	SD	M	SD	t	df	p
IK	Demonizing Islam								
isla03p	2,87	1,333	2,81	1,323	2,94	1,341	-1,458	926	0,145
isla04p	2,73	1,322	2,71	1,338	2,76	1,306	-0,654	925	0,513
isla08p	2,67	1,277	2,61	1,299	2,73	1,252	-1,461	923	0,144
isla09p	2,69	1,333	2,70	1,351	2,67	1,315	0,345	938	0,730

6.3.3 Model selection of the first-order LCA

Model	ln(L)	n(P)	df	L-Ratio	p	AIC	BIC
IK: Demonizing Islam							
PR	-14296,76	5	1290	6913,47	< 0,001	28603,51	28631,75
LC1	-14269,72	20	1275	6859,40	< 0,001	28579,44	28692,40
LC2	-13010,33	41	1254	4340,62	< 0,001	26102,66	26334,22
LC3	-12127,24	62	1233	2574,44	< 0,001	24378,48	24728,64
LC4	-11977,67	83	1212	2275,30	< 0,001	24121,34	24590,11
LC5	-11970,32	104	1191	2260,60	< 0,001	24148,64	24736,01
LC6	-11967,39	125	1170	2254,74	< 0,001	24184,78	24890,75
Sat	-10840,02	1295				24270,04	31583,92

6.3.4 Item profiles of the first-order latent classes



6.3.5 East-West differences of the expected scores in the quota sample

Scale	Quota sample		East		West		East-West comparison		
	M	SD	M	SD	M	SD	t	df	p
IK	2,61	0,858	2,57	0,874	2,64	0,841	-1,189	956	0,235

7. Human rights orientation and moral disengagement

7.1 Subscale MERE: Human rights orientation

7.1.1 Construction principle

	MERE-V: Justification of the restriction of human rights during crises and/or for purposes of (national) self-defence	MERE-B: Concern for the victims of human rights violations
Right to life and physical integrity	<u>mere01ap</u> : Killing and torture can sometimes be necessary in order to prevent greater harm.	<u>mere05ap</u> : I find it intolerable that Europe sometimes accepts the deaths of refugees in order to protect itself from illegal immigrants
Right to inviolability of dignity	<u>mere02p</u> : Some crimes are so bestial that the perpetrator thereby forfeits his right to dignified treatment.	<u>mere06ap</u> : I do not want to have to take it lying down when the state violates the dignity of a human being
Right of self-determination of peoples	<u>mere03ap</u> : If a people lacks democratic maturity, it cannot be allowed to take its destiny in its own hands.	<u>mere07ap</u> : It depresses me that still today some peoples are denied their right of self-determination
Protection of minorities	<u>mere04p</u> : If the general welfare is in danger, it can be necessary to limit the rights of minorities.	<u>mere08ap</u> : It makes me angry when I see how minorities are put at a disadvantage

7.1.2 Wording and frequency distribution of the item-responses

		Response category	Total sample	Quota samples		
				East	West	Germany
mere01ap	<i>Tötung und Folter können manchmal notwendig sein, um größeres Unheil abzuwenden.</i> Killing and torture can sometimes be necessary in order to prevent greater harm.	missing	0,035	1,20%	3,41%	2,30%
		disagree	0,613	59,12%	58,12%	58,62%
		rather d.	0,177	18,64%	19,44%	19,04%
		neither-nor	0,073	7,82%	7,62%	7,72%
		rather a.	0,074	10,62%	7,82%	9,22%
		agree	0,027	2,61%	3,61%	3,11%
mere02p	<i>Manche Verbrechen sind so bestialisch, dass der Täter damit sein Recht auf eine würdevolle Behandlung verliert.</i> Some crimes are so bestial that the perpetrator thereby forfeits his right to dignified treatment.	missing	0,049	1,60%	4,61%	3,11%
		disagree	0,217	12,83%	17,03%	14,93%
		rather d.	0,180	15,83%	15,03%	15,43%
		neither-nor	0,122	12,83%	13,03%	12,93%
		rather a.	0,198	23,05%	24,45%	23,75%
		agree	0,234	33,87%	25,85%	29,86%
mere03ap	<i>Wenn es einem Volk an demokratischer Reife mangelt, kann es auch nicht beanspruchen, dass es seine Geschicke selbst in die Hand nehmen darf.</i> If a people lacks democratic maturity, it cannot be allowed to take its destiny in its own hands.	missing	0,042	1,20%	4,61%	2,91%
		disagree	0,301	25,45%	22,65%	24,05%
		rather d.	0,247	22,04%	22,04%	22,04%
		neither-nor	0,165	22,04%	17,43%	19,74%
		rather a.	0,169	19,24%	22,04%	20,64%
		agree	0,076	10,02%	11,22%	10,62%
mere04p	<i>Wenn das Allgemeinwohl in Gefahr ist, kann es notwendig sein, die Rechte von Minderheiten einzuschränken.</i> If the general welfare is in danger, it can be necessary to limit the rights of minorities.	missing	0,050	1,60%	5,01%	3,31%
		disagree	0,230	17,84%	16,43%	17,13%
		rather d.	0,206	20,04%	19,84%	19,94%
		neither-nor	0,185	19,64%	19,24%	19,44%
		rather a.	0,240	27,25%	28,66%	27,96%
		agree	0,089	13,63%	10,82%	12,22%
mere05ap	<i>Ich finde es unerträglich, dass Europa mitunter den Tod von Flüchtlingen in Kauf nimmt, um sich vor illegalen Zuwanderern zu schützen.</i> I find it intolerable that Europe sometimes accepts the deaths of refugees in order to protect itself from illegal immigrants.	missing	0,049	2,00%	4,81%	3,41%
		disagree	0,112	13,63%	12,83%	13,23%
		rather d.	0,111	15,03%	11,62%	13,33%
		neither-nor	0,151	21,04%	18,24%	19,64%
		rather a.	0,231	23,45%	25,05%	24,25%
		agree	0,346	24,85%	27,45%	26,15%

		Response category	Total sample	Quota samples		
				East	West	Germany
mere06ap	<i>Ich will nicht tatenlos zusehen müssen, wenn der Staat die Würde eines Menschen verletzt.</i> I do not want to have to take it lying down when the state violates the dignity of a human being.	missing	0,043	2,61%	3,81%	3,21%
		disagree	0,053	8,02%	4,61%	6,31%
		rather d.	0,042	5,21%	4,41%	4,81%
		neither-nor	0,095	13,03%	9,02%	11,02%
		rather a.	0,314	32,87%	35,27%	34,07%
		agree	0,452	38,28%	42,89%	40,58%
mere07ap	<i>Es bedrückt mich, dass manchen Völkern ihr Selbstbestimmungsrecht bis heute verwehrt wird.</i> It depresses me that still today some peoples are denied their right of self-determination.	missing	0,051	2,61%	4,21%	3,41%
		disagree	0,031	2,61%	2,61%	2,61%
		rather d.	0,031	4,41%	3,01%	3,71%
		neither-nor	0,118	16,63%	13,03%	14,83%
		rather a.	0,264	27,05%	29,86%	28,46%
		agree	0,506	46,69%	47,29%	46,99%
mere08ap	<i>Es macht mich zornig, wenn ich erlebe, wie Minderheiten benachteiligt werden.</i> It makes me angry when I see how minorities are put at a disadvantage.	missing	0,047	2,40%	4,21%	3,31%
		disagree	0,050	6,01%	4,61%	5,31%
		rather d.	0,051	6,01%	5,41%	5,71%
		neither-nor	0,090	13,23%	8,02%	10,62%
		rather a.	0,302	30,66%	31,86%	31,26%
		agree	0,460	41,68%	45,89%	43,79%

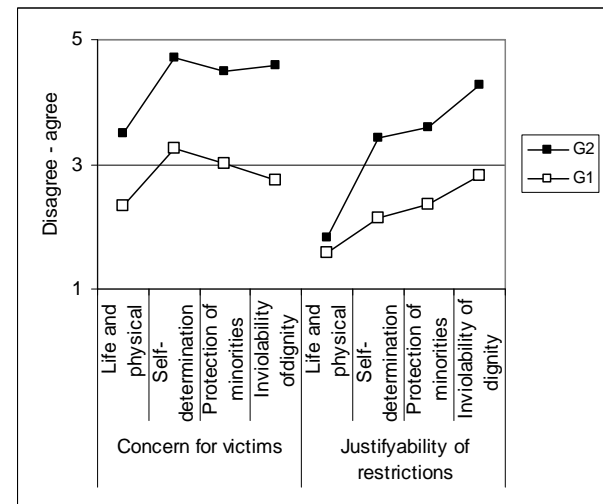
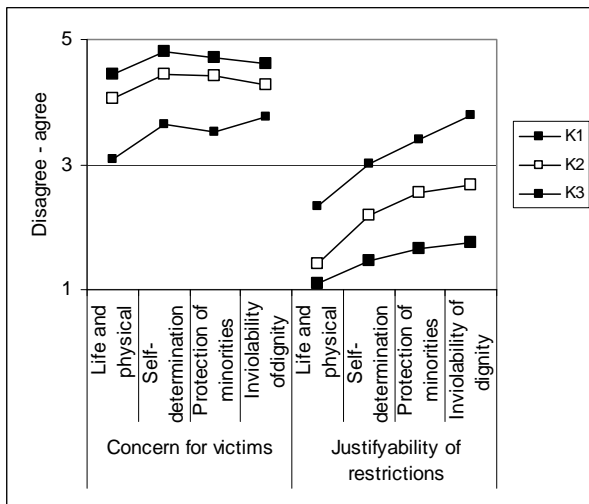
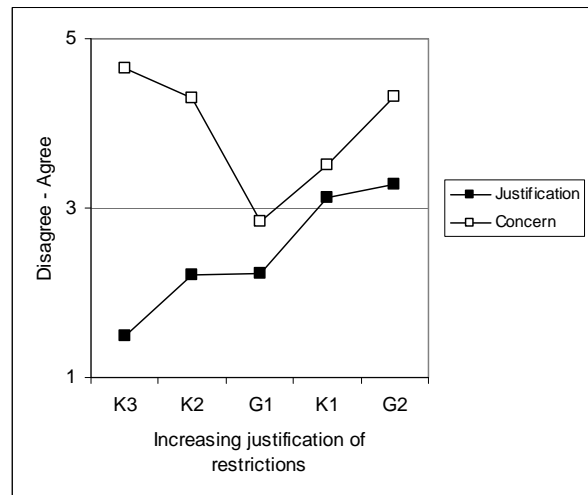
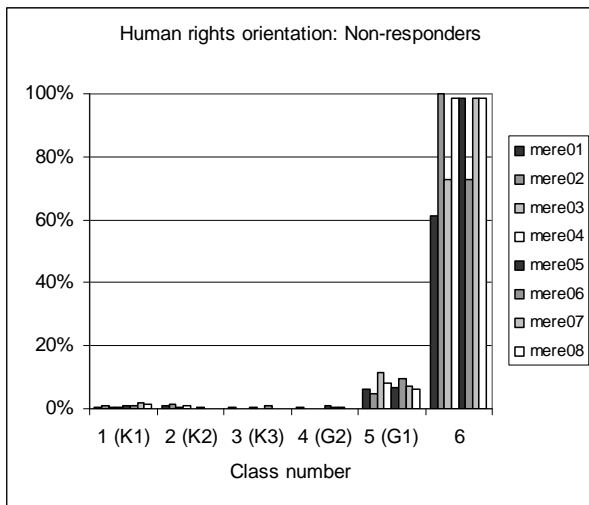
7.1.3 East-West differences of the item scores in the quota sample

Item	Quota sample		East		West		East-West comparison		
	M	SD	M	SD	M	SD	t	df	p
MERE	Human rights orientation								
mere01ap	1,76	1,135	1,77	1,139	1,75	1,132	0,327	973	,743
mere02p	3,39	1,449	3,50	1,431	3,28	1,462	2,338	965	,020
mere03ap	2,71	1,336	2,66	1,320	2,76	1,352	-1,180	967	,238
mere04p	2,98	1,308	2,99	1,328	2,97	1,289	0,155	963	,877
mere05ap	3,38	1,370	3,31	1,367	3,45	1,371	-1,514	962	,130
mere06ap	4,01	1,149	3,91	1,215	4,12	1,069	-2,869	964	,004
mere07ap	4,18	1,003	4,14	1,027	4,21	,978	-1,169	962	,243
mere08ap	4,06	1,136	3,98	1,169	4,14	1,098	-2,116	963	,035

7.1.4 Model selection of the first-order LCA

Model	ln(L)	n(P)	df	L-Ratio	p	AIC	BIC
MERE: Human rights orientation							
PR	-28154,52	5	1679610	26296,50	n < df	56319,05	56347,29
LC1	-24987,88	40	1679575	19963,22	n < df	50055,76	50281,67
LC2	-23547,97	81	1679534	17083,40	n < df	47257,94	47715,41
LC3	-22294,53	122	1679493	14576,52	n < df	44833,06	45522,09
LC4	-21994,99	163	1679452	13977,44	n < df	44315,98	45236,57
LC5	-21796,92	204	1679411	13581,30	n < df	44001,84	45153,99
LC6	-21607,27	245	1679370	13202,00	n < df	43704,54	45088,25
LC7	-21497,47	286	1679329	12982,40	n < df	43566,94	45182,21
LC8	-21417,33	327	1679288	12822,12	n < df	43488,66	45335,49
Sat	-15006,27	1679615				3389242,55	1,29E+07

7.1.5 Item profiles of the latent classes



Consistently ordered classes

Inconsistently ordered classes

7.1.6 East-West differences of the expected scores in the quota sample

Scale	Quota sample		East		West		East-West comparison		
	M	SD	M	SD	M	SD	t	df	p
MERE-V	2,64	0,630	2,68	0,623	2,59	0,636	2,144	978	0,032
MERE-B	3,92	0,566	3,91	0,558	3,94	0,574	-0,967	978	0,334

MERE-V = Justification of human rights restrictions; MERE-B = Concern for victims of human rights violations

7.2 Subscale MOR: Moral disengagement

7.2.1 Construction principle

Moral disengagement process	Item
Euphemistic labeling	<u>mor01p</u> : With rapid, carefully planned military actions the central bases of hostile movements can be neutralized and collateral damage minimized.
Moral justification	<u>mor02ap</u> : It is irresponsible to abstain from the use of military force if it can make a contribution to world peace.
Dehumanization	<u>mor03p</u> : Terrorists are like pests in a field of grain – one must fight them without mercy.
Diffusion of responsibility	<u>mor04p</u> : If we are asked for military aid to end a conflict in a foreign country, I support German military deployments in the crisis region.
Minimizing, ignoring, or misconstruing the consequences	<u>mor05p</u> : In the struggle for peace, I find the deployment of armed troops justified if the deaths of innocent people are thereby prevented.
Displacement of responsibility	<u>mor06p</u> : If a soldier kills someone in a war, he is acting on military orders and thus bears no personal moral responsibility for his action.
Palliative comparison	<u>mor07p</u> : If peaceful means are unable to resolve a conflict, I regard the deployment of military intervention forces to be justified.
Attribution of blame	<u>mor08p</u> : If extremist political groupings are guilty of terrible crimes against mankind and serious human rights violations, they do not deserve to be spared militarily in any way.

7.2.2 Wording and frequency distribution of the item-responses

		Response category	Total sample	Quota samples		
				East	West	Germany
mor01p	<i>In schnellen und sauberen militärischen Aktionen können zentrale Stützpunkte feindlicher Bewegungen neutralisiert und Kollateralschäden minimiert werden.</i>	missing	0,063	3,41%	6,01%	4,71%
		disagree	0,289	21,64%	17,43%	19,54%
		rather d.	0,174	14,43%	17,84%	16,13%
		neither-nor	0,182	23,45%	20,64%	22,04%
		rather a.	0,202	24,05%	27,45%	25,75%
		agree	0,090	13,03%	10,62%	11,82%
mor02ap	<i>Es ist unverantwortlich, auf den Einsatz militärischer Mittel zu verzichten, wenn dadurch ein Beitrag zum Frieden auf der Welt geleistet werden könnte.</i>	missing	0,071	3,21%	5,61%	4,41%
		disagree	0,146	12,22%	9,82%	11,02%
		rather d.	0,200	15,43%	19,04%	17,23%
		neither-nor	0,196	18,84%	20,24%	19,54%
		rather a.	0,269	34,07%	31,06%	32,57%
		agree	0,119	16,23%	14,23%	15,23%
mor03p	<i>Terroristen sind wie Schädlinge im Kornfeld – man muss ihnen schonungslos begegnen.</i>	missing	0,051	2,81%	3,81%	3,31%
		disagree	0,252	15,63%	12,83%	14,23%
		rather d.	0,160	13,63%	14,03%	13,83%
		neither-nor	0,167	16,43%	20,44%	18,44%
		rather a.	0,170	22,85%	23,65%	23,25%
		agree	0,199	28,66%	25,25%	26,95%
mor04p	<i>Wenn wir um militärische Hilfe gebeten werden, um einen Konflikt im Ausland zu beenden, bin ich für Kampfeinsätze der Bundeswehr im Krisengebiet.</i>	missing	0,043	0,80%	3,81%	2,30%
		disagree	0,368	36,27%	30,06%	33,17%
		rather d.	0,277	26,45%	26,65%	26,55%
		neither-nor	0,108	14,03%	12,83%	13,43%
		rather a.	0,164	17,43%	21,44%	19,44%
		agree	0,039	5,01%	5,21%	5,11%
mor05p	<i>Im Kampf für den Frieden halte ich den Einsatz bewaffneter Truppen für gerechtfertigt, wenn der Tod unschuldiger Menschen vermieden wird.</i>	missing	0,041	1,60%	3,01%	2,30%
		disagree	0,161	15,43%	12,63%	14,03%
		rather d.	0,197	15,03%	16,83%	15,93%
		neither-nor	0,116	12,22%	10,42%	11,32%
		rather a.	0,341	35,47%	40,88%	38,18%
		agree	0,144	20,24%	16,23%	18,24%

		Response category	Total sample	Quota samples		
				East	West	Germany
mor06p	<i>Wenn ein Soldat im Krieg jemanden tötet, handelt er im Auftrag von militärischen Befehlen und trägt folglich keinerlei persönliche moralische Verantwortung für sein Tun.</i> If a soldier kills someone in a war, he is acting on military orders and thus bears no personal moral responsibility for his action.	missing	0,043	1,40%	3,81%	2,61%
		disagree	0,304	23,45%	19,64%	21,54%
		rather d.	0,218	17,03%	23,85%	20,44%
		neither-nor	0,128	15,03%	14,83%	14,93%
		rather a.	0,173	23,25%	21,04%	22,14%
		agree	0,133	19,84%	16,83%	18,34%
mor07p	<i>Wenn friedliche Mittel einen Konflikt nicht effektiv zu lösen vermögen, halte ich den Einsatz militärischer Interventionskräfte für gerechtfertigt.</i> If peaceful means are unable to resolve a conflict, I regard the deployment of military intervention forces to be justified.	missing	0,061	2,81%	4,81%	3,81%
		disagree	0,171	15,43%	11,22%	13,33%
		rather d.	0,212	18,64%	17,23%	17,94%
		neither-nor	0,179	17,43%	19,84%	18,64%
		rather a.	0,288	32,46%	35,27%	33,87%
		agree	0,089	13,23%	11,62%	12,42%
mor08p	<i>Wenn sich extreme politische Gruppierungen grausamer Verbrechen gegen die Menschheit und schwerer Verletzungen der Menschenrechte schuldig gemacht haben, haben sie keine militärische Schonung verdient.</i> If extremist political groupings are guilty of terrible crimes against mankind and serious human rights violations, they do not deserve to be spared militarily in any way.	missing	0,058	2,00%	4,01%	3,01%
		disagree	0,125	10,42%	8,22%	9,32%
		rather d.	0,150	8,62%	12,63%	10,62%
		neither-nor	0,164	17,23%	15,23%	16,23%
		rather a.	0,267	28,46%	30,06%	29,26%
		agree	0,237	33,27%	29,86%	31,56%

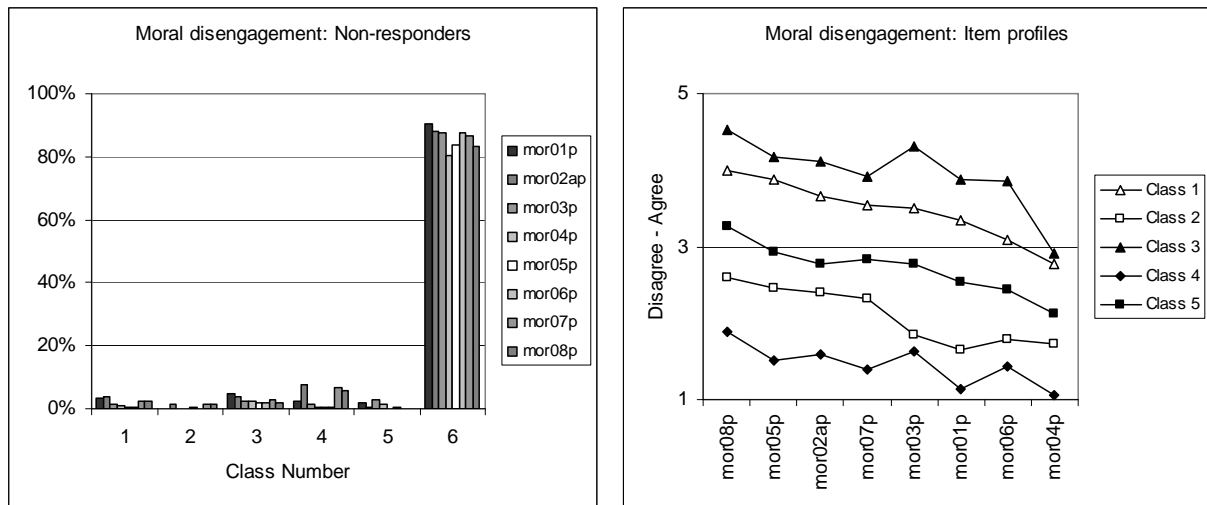
7.2.3 East-West differences of the item scores in the quota sample

Item	Quota sample		East		West		East-West comparison		
	M	SD	M	SD	M	SD	t	df	p
MOR	Moral disengagement								
mor01p	2,94	1,324	2,92	1,353	2,96	1,295	-0,421	949	0,674
mor02ap	3,25	1,249	3,28	1,271	3,22	1,227	0,674	952	0,500
mor03p	3,36	1,400	3,36	1,439	3,36	1,360	0,051	963	0,960
mor04p	2,35	1,273	2,28	1,261	2,43	1,282	-1,846	973	0,065
mor05p	3,31	1,333	3,31	1,369	3,32	1,298	-0,197	973	0,844
mor06p	2,95	1,440	2,99	1,473	2,91	1,407	0,837	970	0,403
mor07p	3,15	1,261	3,10	1,304	3,20	1,215	-1,241	958	0,215
mor08p	3,65	1,294	3,67	1,311	3,63	1,279	0,434	966	0,664

7.2.4 Model selection of the first-order LCA

Model	ln(L)	n(P)	df	L-Ratio	p	AIC	BIC
MOR: Moral disengagement							
PR	-23288,12	5	1679610	22576,02	n < df	46586,25	46613,45
LC1	-22683,55	40	1679575	21366,87	n < df	45447,10	45664,68
LC2	-20692,23	81	1679534	17384,23	n < df	41546,46	41987,06
LC3	-19868,49	122	1679493	15736,75	n < df	39980,98	40644,61
LC4	-18982,55	163	1679452	13964,87	n < df	38291,10	39177,75
LC5	-18657,16	204	1679411	13314,09	n < df	37722,32	38831,99
LC6	-18503,35	245	1679370	13006,47	n < df	37496,70	38829,39
LC7	-18354,74	286	1679329	12709,25	n < df	37281,48	38837,19
LC8	-18253,39	327	1679288	12506,55	n < df	37160,78	38939,52
Sat	-12000,11	1679615				3383230,23	1,25E+07

7.2.5 Item profiles of the first-order latent classes



7.2.6 East-West differences of the expected scores in the quota sample

Scale	Quota sample		East		West		East-West comparison		
	M	SD	M	SD	M	SD	t	df	p
MOR	3,08	0,820	3,08	0,851	3,07	0,789	0,087	975	0,931

8. Mental models of the Israel-Palestinian conflict

8.1 Subscale EMO: Emotional closeness to the conflict

8.1.1 Construction principle

	Closeness to Israelis	Closeness to Palestinians
Knowledge	emo01: How would you judge your knowledge of the Israeli-Palestinian conflict?	
Concern	emo02: How deeply does the conflict affect you?	
Partisanship	emo03: Which side do you feel more attached to?	
Experience	emo04: Have you ever been in Israel?	emo05: Have you ever been in the Palestinian territories?
Personal contact	emo06: Have you ever had personal contacts with Israelis?	emo07: Have you ever had personal contacts with Palestinians?
Relatedness	emo08: Do you have Israeli friends, acquaintances or relatives?	emo09: Do you have any Palestinian friends, acquaintances or relatives?

8.1.2 Wording and frequency distribution of the item-responses

		Response category	Total sample	Quota samples		
				East	West	Germany
emo01	<i>Wie würden Sie Ihre Kenntnis des israelisch-palästinensischen Konfliktes einschätzen?</i> How would you judge your knowledge of the Israeli-Palestinian conflict.	missing	0,039	1,20%	2,61%	1,90%
		very good	0,075	2,81%	2,40%	2,61%
		good	0,194	11,02%	13,03%	12,02%
		average	0,351	35,67%	40,48%	38,08%
		low	0,214	29,86%	26,45%	28,16%
		very low	0,128	19,44%	15,03%	17,23%
emo02	<i>Wie nahe geht ihnen der Konflikt?</i> How deeply does the conflict affect you?	missing	0,037	1,20%	2,00%	1,60%
		very much	0,175	8,62%	9,42%	9,02%
		somewhat	0,299	24,25%	31,66%	27,96%
		not very m.	0,377	46,89%	45,69%	46,29%
		not at all	0,062	9,62%	6,41%	8,02%
		don't care	0,050	9,42%	4,81%	7,11%

		Response category	Total sample	Quota samples		
				East	West	Germany
emo03	<i>Welcher Seite fühlen Sie sich mehr verbunden?</i> Which side do you feel more attached to?	missing	0,039	1,00%	2,61%	1,80%
		Israel	0,088	6,61%	9,42%	8,02%
		Palestine	0,195	14,23%	16,43%	15,33%
		both equally	0,301	24,25%	32,06%	28,16%
		neither	0,378	53,91%	39,48%	46,69%
emo04	<i>Sind sie schon einmal in Israel gewesen?</i> Have you ever been in Israel?	missing	0,033	0,80%	1,00%	0,90%
		several times	0,072	0,80%	2,00%	1,40%
		once	0,095	5,61%	7,41%	6,51%
		never	0,799	92,79%	89,58%	91,18%
emo05	<i>Sind sie schon einmal in den Palästinensergebieten gewesen?</i> Have you ever been in the Palestinian territories?	missing	0,035	1,20%	1,20%	1,20%
		several times	0,058	1,00%	0,80%	0,90%
		once	0,065	3,61%	4,41%	4,01%
		never	0,842	94,19%	93,59%	93,89%
emo06	<i>Haben Sie schon mal persönlichen Kontakt mit Israelis gehabt?</i> Have you ever had personal contacts with Israelis?	missing	0,036	0,60%	1,60%	1,10%
		yes	0,395	18,84%	35,07%	26,95%
		no	0,569	80,56%	63,33%	71,94%
emo07	<i>Haben Sie schon mal persönlichen Kontakt mit Palästinensern gehabt?</i> Have you ever had personal contacts with Palestinians?	missing	0,034	0,60%	1,00%	0,80%
		yes	0,316	16,83%	23,45%	20,14%
		no	0,649	82,57%	75,55%	79,06%
emo08	<i>Haben Sie israelische Freunde, Bekannte oder Verwandte?</i> Do you have Israeli friends, acquaintances or relatives?	missing	0,033	0,60%	1,40%	1,00%
		yes	0,205	6,21%	13,03%	9,62%
		no	0,761	93,19%	85,57%	89,38%
emo09	<i>Haben Sie palästinensische Freunde, Bekannte oder Verwandte?</i> Do you have any Palestinian friends, acquaintances or relatives?	missing	0,034	0,80%	1,20%	1,00%
		yes	0,164	6,41%	7,01%	6,71%
		no	0,801	92,79%	91,78%	92,28%

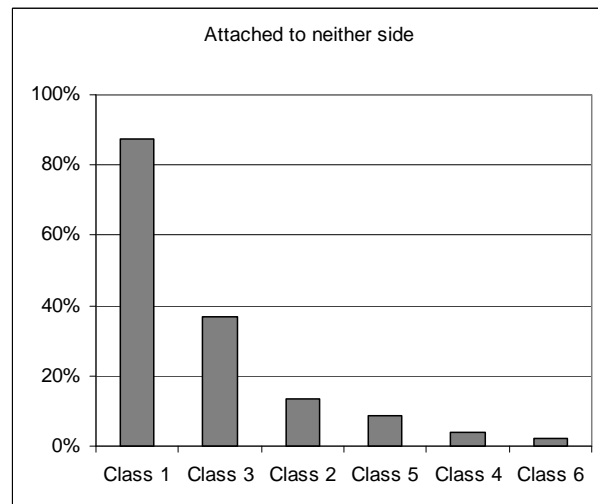
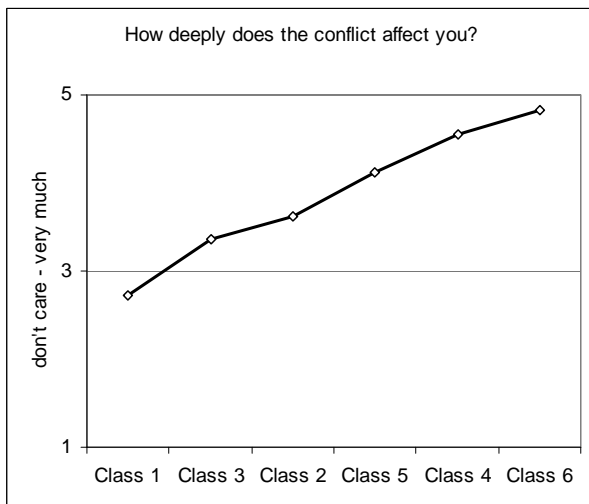
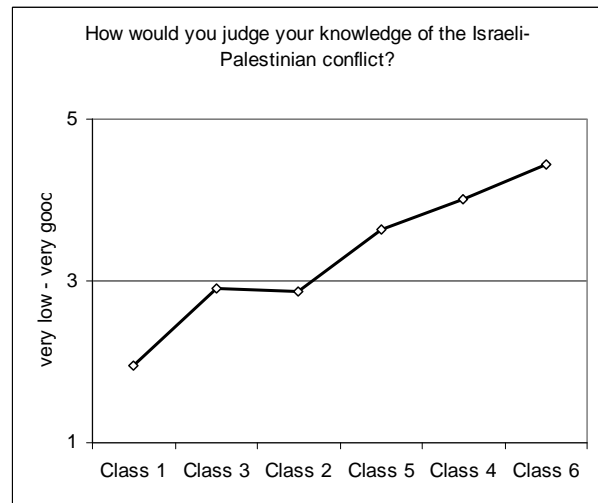
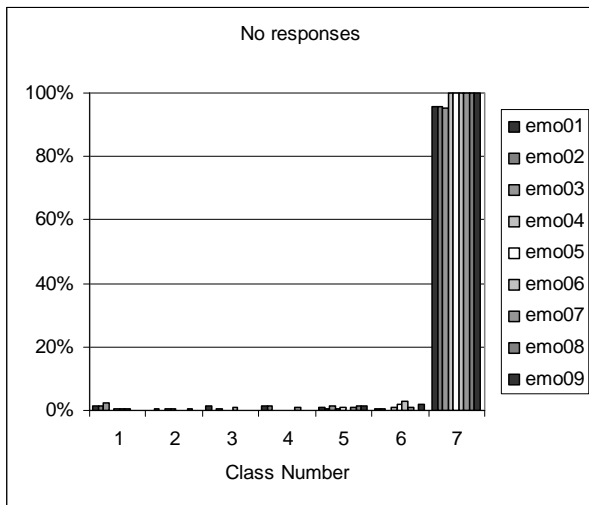
8.1.3 East-West differences of the item scores in the quota sample

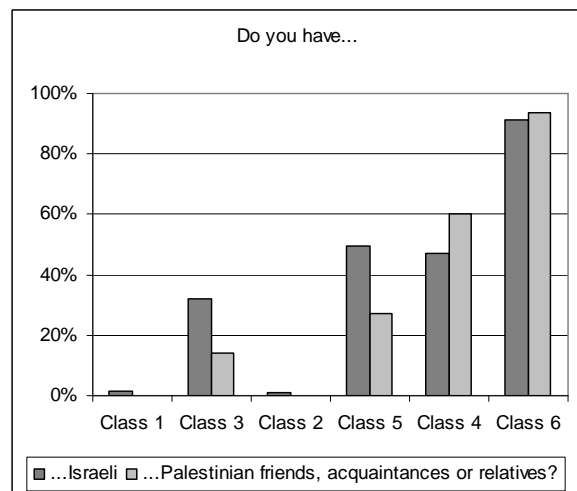
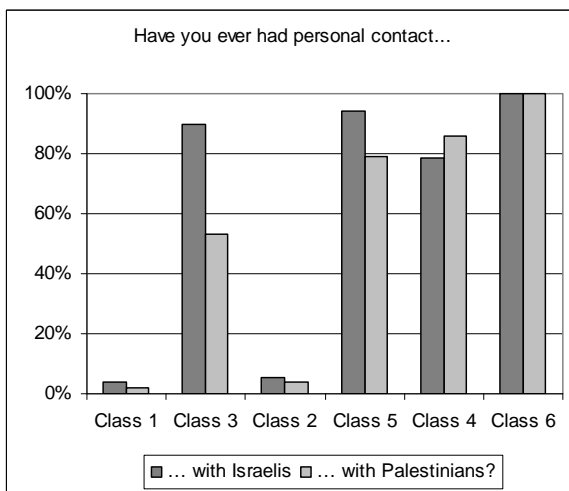
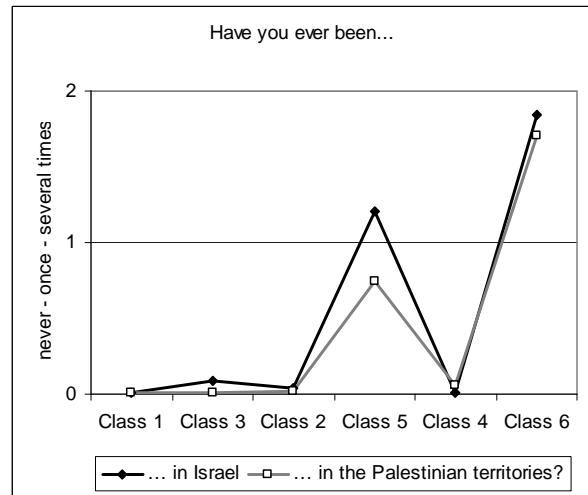
Item	Quota sample		East		West		East-West comparison		
	M	SD	M	SD	M	SD	t	df	p
EMO	Emotional closeness to the conflict								
emo01	3,46	1,003	3,53	1,019	3,40	,983	2,036	977	0,042
emo02	2,76	,982	2,87	1,028	2,65	,921	3,529	980	< 0,001
emo03	3,16	,967	3,27	,941	3,04	,980	3,649	978	< 0,001
emo04	2,91	,337	2,93	,289	2,88	,378	1,993	987	0,047
emo05	2,94	,271	2,94	,272	2,94	,271	0,235	984	0,815
emo06	1,73	,445	1,81	,392	1,64	,479	5,988	985	< 0,001
emo07	1,80	,402	1,83	,375	1,76	,426	2,646	988	0,008
emo08	1,90	,296	1,94	,242	1,87	,339	3,716	986	< 0,001
emo09	1,93	,252	1,94	,246	1,93	,257	0,396	986	0,692

8.1.4 Model selection of the first-order LCA

Model	ln(L)	n(P)	df	L-Ratio	p	AIC	BIC
EMO: Emotional closeness to the conflict							
LC1	-18256,17	28	233251	13540,04	n < df	36568,34	36726,90
LC2	-15304,63	57	233222	7636,96	n < df	30723,26	31046,05
LC3	-13812,48	86	233193	4652,66	n < df	27796,96	28283,97
LC4	-13332,56	115	233164	3692,82	n < df	26895,12	27546,36
LC5	-13141,43	144	233135	3310,56	n < df	26570,86	27386,32
LC6	-12990,84	173	233106	3009,38	n < df	26327,68	27307,37
LC7	-12865,20	202	233077	2758,10	n < df	26134,40	27278,31
LC8	-12798,10	231	233048	2623,90	n < df	26058,20	27366,34
LC9	-12746,85	260	233019	2521,40	n < df	26013,70	27486,06
Sat	-11486,15	233279				489530,30	1810574,78

8.1.5 Class description





8.2 Subscale AMBI: Ambivalence of war and peace

8.2.1 Construction principle

		For Israelis	For Palestinians
War frame	Offers security	<u>ambi01i</u> : With firm resolve and military strength, Israel's existence can be secured in the long term	<u>ambi01p</u> : Through persistent armed resistance a Palestinian state can be brought about by force
	Creates threat	<u>ambi02i</u> : As long as Israel tries to control the conflict by military means (alone), its population will be exposed to the constant threat of Palestinian violence	<u>ambi02p</u> : If the Palestinian leadership does not prevent the use of force, the Palestinians will not be allowed to found their own state
Peace frame	Offers security	<u>ambi03i</u> : The complete return of the occupied territories would make it possible for Israel to have an enduring peace with the Palestinians	<u>ambi03p</u> : A little more flexibility would make it possible for the Palestinians to have a lasting peace with Israel
	Creates threat	<u>ambi04i</u> : Returning to the borders of 1967 would represent a great security risk for Israel	<u>ambi04p</u> : A compromise with Israel would mean selling out Palestinian interests

8.2.2 Wording and frequency distribution of the item-responses

		Response category	Total sample	Quota samples		
				East	West	Germany
ambi01i	<i>Mit Konsequenz und militärischer Stärke kann die Existenz Israels langfristig gesichert werden.</i>	missing	0,074	2,81%	4,81%	3,81%
		disagree	0,237	15,83%	16,43%	16,13%
		rather d.	0,246	22,24%	24,05%	23,15%
		neither-nor	0,166	19,44%	22,65%	21,04%
		rather a.	0,095	12,02%	10,62%	11,32%
		agree	0,037	4,41%	4,21%	4,31%
		don't know	0,145	23,25%	17,23%	20,24%
ambi02i	<i>So lange Israel den Konflikt (nur) mit militärischen Mitteln zu kontrollieren versucht, wird seine Bevölkerung einer ständigen Bedrohung durch palästinensische Gewalt ausgesetzt sein.</i>	missing	0,067	2,00%	3,01%	2,51%
		disagree	0,024	3,41%	1,60%	2,51%
		rather d.	0,033	4,21%	3,41%	3,81%
		neither-nor	0,059	6,41%	7,21%	6,81%
		rather a.	0,358	37,27%	40,08%	38,68%
		agree	0,346	27,66%	32,67%	30,16%
		don't know	0,112	19,04%	12,02%	15,53%
ambi03i	<i>Die vollständige Rückgabe der besetzten Gebiete würde Israel einen dauerhaften Frieden mit den Palästinensern ermöglichen.</i>	missing	0,064	2,00%	3,61%	2,81%
		disagree	0,050	4,01%	5,01%	4,51%
		rather d.	0,087	9,22%	8,02%	8,62%
		neither-nor	0,179	19,04%	19,84%	19,44%
		rather a.	0,259	26,85%	27,25%	27,05%
		agree	0,179	13,03%	14,63%	13,83%
		don't know	0,182	25,85%	21,64%	23,75%
ambi04i	<i>Die Rückkehr zu den Grenzen von 1967 würde für Israel ein großes Sicherheitsrisiko darstellen.</i>	missing	0,068	2,20%	4,81%	3,51%
		disagree	0,133	5,81%	6,61%	6,21%
		rather d.	0,128	8,02%	9,42%	8,72%
		neither-nor	0,168	19,64%	19,84%	19,74%
		rather a.	0,118	12,42%	15,23%	13,83%
		agree	0,060	6,21%	7,41%	6,81%
		don't know	0,325	45,69%	36,67%	41,18%
ambi01p	<i>Durch konsequenten bewaffneten Widerstand kann ein palästinensischer Staat erzwungen werden.</i>	missing	0,069	2,20%	3,21%	2,71%
		disagree	0,301	25,25%	29,06%	27,15%
		rather d.	0,270	23,25%	27,25%	25,25%
		neither-nor	0,160	19,64%	18,64%	19,14%
		rather a.	0,051	6,41%	4,21%	5,31%
		agree	0,017	2,81%	1,40%	2,10%
		don't know	0,131	20,44%	16,23%	18,34%
ambi02p	<i>Wenn die palästinensische Führung die Gewalt nicht unterbindet, wird den Palästinensern die Gründung eines eigenen Staates nicht gewährt werden.</i>	missing	0,068	2,20%	4,01%	3,11%
		disagree	0,043	2,00%	2,81%	2,40%
		rather d.	0,070	5,21%	2,40%	3,81%
		neither-nor	0,145	12,63%	15,03%	13,83%
		rather a.	0,308	32,26%	34,67%	33,47%
		agree	0,168	18,84%	19,24%	19,04%
		don't know	0,197	26,85%	21,84%	24,35%
ambi03p	<i>Ein Mehr an Nachgiebigkeit würde den Palästinensern einen dauerhaften Frieden mit Israel ermöglichen.</i>	missing	0,069	3,21%	3,61%	3,41%
		disagree	0,035	3,01%	4,61%	3,81%
		rather d.	0,077	7,01%	7,41%	7,21%
		neither-nor	0,173	20,04%	20,04%	20,04%
		rather a.	0,294	30,26%	34,47%	32,36%
		agree	0,173	11,22%	12,42%	11,82%
		don't know	0,179	25,25%	17,43%	21,34%
ambi04p	<i>Ein Kompromiss mit Israel würde den Ausverkauf der palästinensischen Interessen bedeuten.</i>	missing	0,073	2,40%	4,21%	3,31%
		disagree	0,133	8,02%	11,82%	9,92%
		rather d.	0,192	16,23%	14,63%	15,43%
		neither-nor	0,218	24,25%	24,65%	24,45%
		rather a.	0,086	9,02%	9,22%	9,12%
		agree	0,044	5,41%	3,61%	4,51%
		don't know	0,253	34,67%	31,86%	33,27%

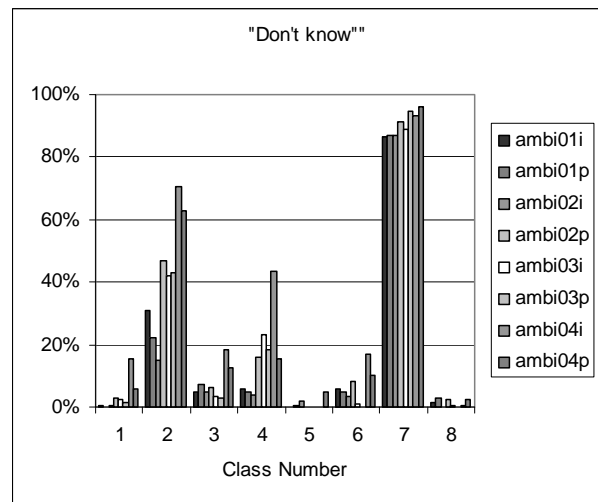
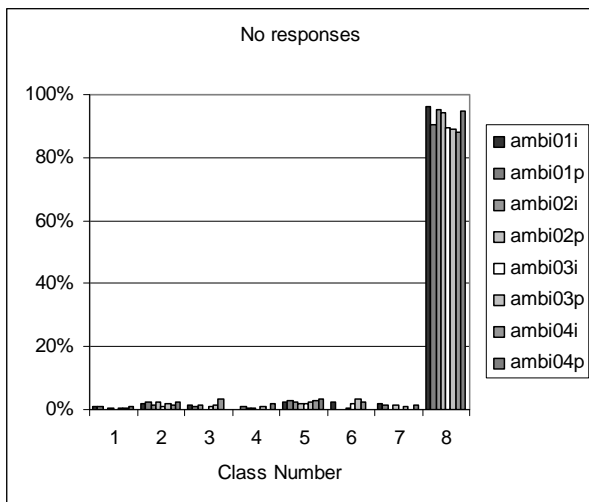
8.2.3 East-West differences of the item scores in the quota sample

Item	Quota sample		East		West		East-West comparison			
	M	SD	M	SD	M	SD	t	df	p	
AMBI	Ambivalence of war and peace									
ambi01i	2,53	1,146	2,55	1,167	2,51	1,127	0,464	756	0,642	
ambi02i	4,10	,950	4,03	1,017	4,16	,880	-1,954	816	0,051	
ambi03i	3,50	1,110	3,49	1,097	3,51	1,123	-0,247	731	0,805	
ambi04i	3,11	1,157	3,10	1,145	3,13	1,170	-0,270	550	0,787	
ambi01p	2,11	1,041	2,20	1,096	2,03	,979	2,362	786	0,018	
ambi02p	3,87	,972	3,86	,987	3,88	,959	-0,310	722	0,756	
ambi03p	3,55	1,029	3,55	1,006	3,54	1,051	0,186	749	0,852	
ambi04p	2,73	1,107	2,80	1,104	2,66	1,107	1,641	631	0,101	

8.2.4 Model selection of the first-order LCA

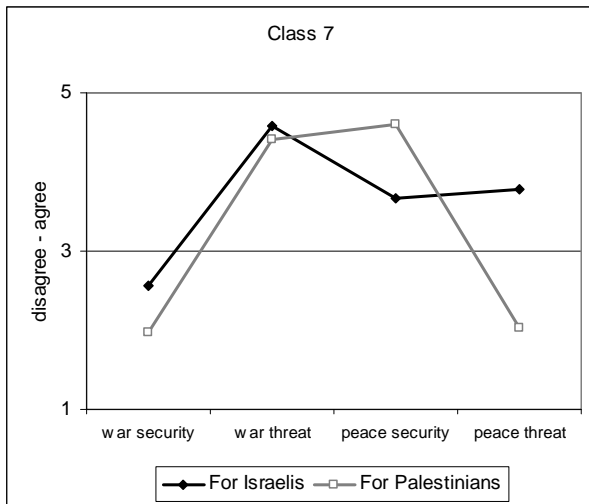
Model	ln(L)	n(P)	df	L-Ratio	p	AIC	BIC
AMBI: Ambivalence of war and peace							
PR	-32904,84	6	5764794	35023,49	n < df	65821,68	65855,75
LC1	-30218,19	48	5764752	29650,19	n < df	60532,38	60804,96
LC2	-27665,65	97	5764703	24545,11	n < df	55525,30	56076,14
LC3	-25780,65	146	5764654	20775,11	n < df	51853,30	52682,40
LC4	-25014,79	195	5764605	19243,39	n < df	50419,58	51526,94
LC5	-24698,46	244	5764556	18610,73	n < df	49884,92	51270,54
LC6	-24417,15	293	5764507	18048,11	n < df	49420,30	51084,19
LC7	-24179,89	342	5764458	17573,59	n < df	49043,78	50985,93
LC8	-24030,05	391	5764409	17273,91	n < df	48842,10	51062,51
LC9	-23895,97	440	5764360	17005,75	n < df	48671,94	51170,61
LC10	-23784,43	489	5764311	47568,86	n < df	48546,86	51323,79
Sat	-15393,10	5764800				1,16E+07	4,43E+07

8.2.5 Class description

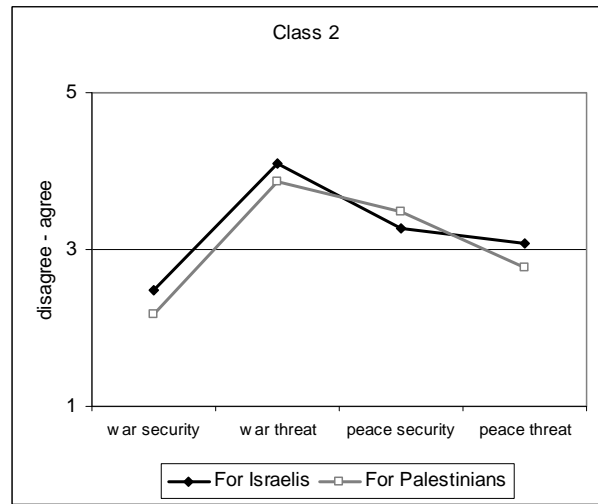


Class		Frame	For Israelis		For Palestinians	
No.	Description		Security	Threat	Security	Threat
7	Mainly "don't know", but empathy for Israel's security dilemma	War	???	yes	no	yes
		Peace	yes	yes	yes	no
2	Preference of peace, but uncertain whether it could offer Israel security	War	no	yes	no	yes
		Peace	yes	???	yes	no
3	Ambivalence of peace for both sides	War	???	yes	no	yes
		Peace	yes	yes	yes	yes
6	Though bad for Palestinians, status quo is as the lesser evil for Israel	War	yes	yes	no	yes
		Peace	no	yes	???	no
4	Naive pacifism: "War is bad, peace would be good"	War	no	yes	no	yes
		Peace	yes	no	yes	no
1	Naive pacifism: "War is bad, peace would be good"	War	no	yes	no	yes
		Peace	yes	no	yes	no
5	Preference of peace, but uncertain whether war is really so threatening for the Palestinians	War	no	yes	no	no
		Peace	yes	no	yes	???

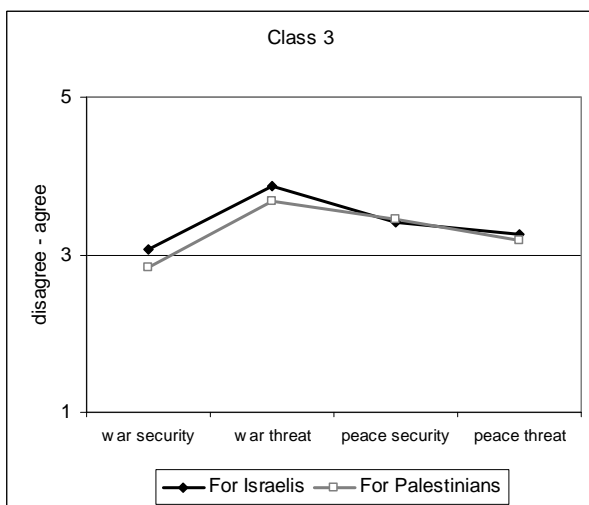
yes = $M > 3$; no = $M < 3$; ??? = n.s.; $p = 0,05$



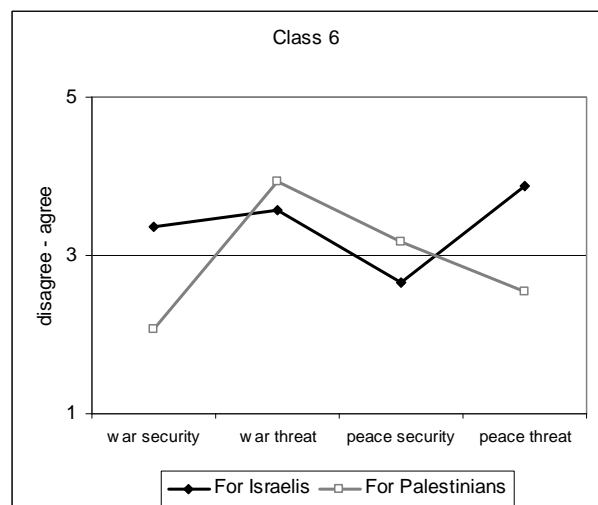
Mainly "don't know", but empathy for Israel's security dilemma



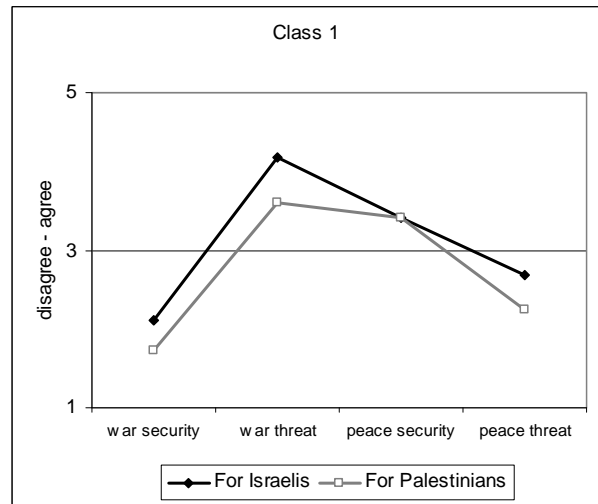
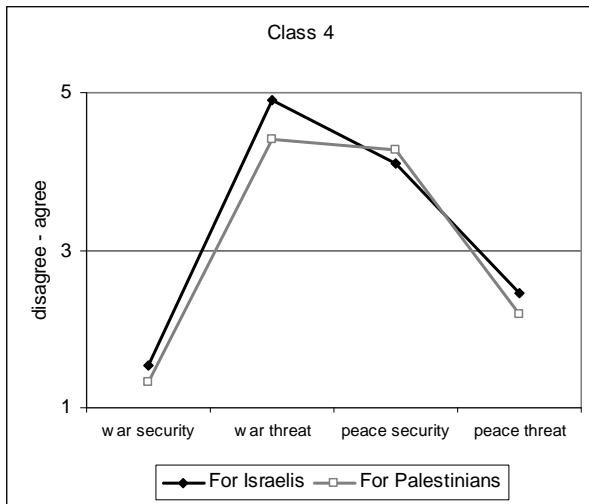
Preference of peace, but uncertain whether it could offer Israel security



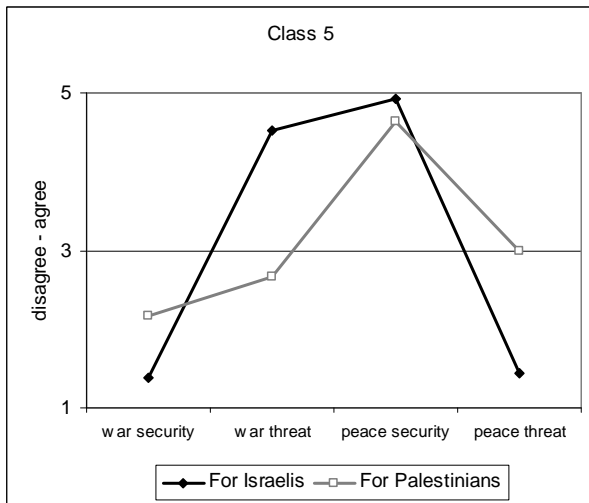
Ambivalence of peace for both sides



Though bad for Palestinians, status quo is as the lesser evil for Israel



Naive pacifism: "War is bad, peace would be good"



Preference of peace, but uncertain whether war is really so threatening for the Palestinians

8.3 Subscale POSI: Positioning to the Israeli-Palestinian conflict

8.3.1 Construction principle

	Pro-Israeli	Pro-Palestinian
Endorsement of peace	<u>npeace01</u> : A solution to the Israeli-Palestinian conflict can only be found through negotiation.	
	<u>npeace02</u> : The continued violence of the Israelis and Palestinians deepens the gulf between the two societies and leads to radicalization on both sides.	
Accentuation of vital needs	<u>npeace03</u> : A solution to the Israeli-Palestinian conflict must take account of the necessities of life of both populations.	
	<u>ipeace01</u> : All the participants should work for the Israelis to be able to look forward to a peaceful future free of fear.	<u>ppeace01</u> : All the participants should work for the Palestinians to be able to lead a peaceful, self-determined life.

	Pro-Israeli	Pro-Palestinian
Deployment of force	<u>iwar01a</u> : The Palestinian leadership should be forced to recognize Israel.	<u>pwar01a</u> : The Israeli government should be forced to recognize the rights of the Palestinians.
Criticism of opponent's policy	<u>iwar02</u> : The Palestinian leadership is not ready to make compromises and tries to impose its maximum aims without regard to losses.	<u>pwar02</u> : Israel is intransigent and tries to maintain existing conditions by the use of force.
Delegitimation of the opponent	<u>iwar03</u> : The goal of the Palestinian leadership is the destruction of Israel.	<u>pwar03</u> : The aim of Israeli policy is the continued oppression and disenfranchisement of the Palestinians.
Legitimation of own side's warfare	<u>iwar04</u> : The Israelis are conducting a legitimate defensive war against Palestinian terrorism.	<u>pwar04</u> : The Palestinians are conducting a legitimate war of liberation against the Israeli occupation.
Condemnation of opponent's violence	<u>iwar05</u> : Nothing can justify the Palestinian terror attacks against the Israeli population.	<u>pwar05</u> : Israel's military operations against the Palestinians are excessive and unjustified.

8.3.2 Wording and frequency distribution of the item-responses

		Response category	Total sample	Quota samples		
				East	West	Germany
npeace01	<i>Eine Lösung des israelisch-palästinensischen Konfliktes kann nur auf dem Verhandlungsweg gefunden werden.</i> A solution to the Israeli-Palestinian conflict can only be found through negotiation.	missing	0,060	2,00%	2,81%	2,40%
		disagree	0,019	2,81%	1,60%	2,20%
		rather d.	0,031	3,41%	2,20%	2,81%
		neither-nor	0,060	5,61%	7,21%	6,41%
		rather a.	0,253	29,06%	29,66%	29,36%
		agree	0,501	43,49%	48,70%	46,09%
		don't know	0,077	13,63%	7,82%	10,72%
npeace02	<i>Die fortgesetzte Gewalt der Israelis und Palästinenser vertieft die Kluft zwischen den beiden Gesellschaften und führt zu einer Radikalisierung auf beiden Seiten.</i> The continued violence of the Israelis and Palestinians deepens the gulf between the two societies and leads to radicalization on both sides.	missing	0,060	2,20%	2,81%	2,51%
		disagree	0,016	2,61%	0,80%	1,70%
		rather d.	0,022	2,40%	2,81%	2,61%
		neither-nor	0,055	6,81%	5,21%	6,01%
		rather a.	0,238	24,85%	30,26%	27,56%
		agree	0,504	44,49%	46,49%	45,49%
		don't know	0,105	16,63%	11,62%	14,13%
npeace03	<i>Eine Lösung des israelisch-palästinensischen Konfliktes muss die Lebensbedürfnisse beider Bevölkerungen berücksichtigen.</i> A solution to the Israeli-Palestinian conflict must take account of the necessities of life of both populations.	missing	0,068	1,60%	2,81%	2,20%
		disagree	0,011	2,20%	0,60%	1,40%
		rather d.	0,011	1,60%	0,40%	1,00%
		neither-nor	0,022	3,61%	2,00%	2,81%
		rather a.	0,174	24,05%	24,05%	24,05%
		agree	0,656	57,31%	63,93%	60,62%
		don't know	0,058	9,62%	6,21%	7,92%
ipeace01	<i>Es sollte von allen Beteiligten darauf hingearbeitet werden, dass die Israelis in eine angstfreie und friedliche Zukunft blicken können.</i> All the participants should work for the Israelis to be able to look forward to a peaceful future free of fear.	missing	0,064	1,60%	3,01%	2,30%
		disagree	0,017	3,01%	1,20%	2,10%
		rather d.	0,014	2,20%	1,20%	1,70%
		neither-nor	0,062	6,61%	7,21%	6,91%
		rather a.	0,260	31,06%	31,46%	31,26%
		agree	0,499	42,28%	46,69%	44,49%
		don't know	0,083	13,23%	9,22%	11,22%
ppeace01	<i>Es sollte von allen Beteiligten darauf hingearbeitet werden, dass die Palästinenser ein friedliches und selbstbestimmtes Leben führen können.</i> All the participants should work for the Palestinians to be able to lead a peaceful, self-determined life.	missing	0,069	1,20%	3,41%	2,30%
		disagree	0,010	1,60%	1,20%	1,40%
		rather d.	0,013	2,00%	0,60%	1,30%
		neither-nor	0,034	4,21%	3,01%	3,61%
		rather a.	0,247	32,06%	32,87%	32,46%
		agree	0,566	48,70%	52,71%	50,70%
		don't know	0,062	10,22%	6,21%	8,22%

		Response category	Total sample	Quota samples		
				East	West	Germany
iwar01a	<i>Die palästinensische Führung muss zur Anerkennung Israels gezwungen werden.</i> The Palestinian leadership should be forced to recognize Israel.	missing	0,080	2,20%	4,41%	3,31%
		disagree	0,121	9,62%	9,62%	9,62%
		rather d.	0,146	12,42%	15,43%	13,93%
		neither-nor	0,212	21,44%	22,65%	22,04%
		rather a.	0,178	20,84%	16,23%	18,54%
		agree	0,121	12,83%	15,23%	14,03%
		don't know	0,143	20,64%	16,43%	18,54%
iwar02	<i>Die palästinensische Führung ist zu Kompromissen nicht bereit und versucht, ihre Maximalziele ohne Rücksicht auf Verluste durchzusetzen.</i> The Palestinian leadership is not ready to make compromises and tries to impose its maximum aims without regard to losses.	missing	0,070	2,20%	3,81%	3,01%
		disagree	0,087	4,81%	4,81%	4,81%
		rather d.	0,164	11,22%	14,03%	12,63%
		neither-nor	0,143	15,23%	14,63%	14,93%
		rather a.	0,221	23,05%	28,86%	25,95%
		agree	0,091	11,42%	10,22%	10,82%
		don't know	0,224	32,06%	23,65%	27,86%
iwar03	<i>Das Ziel der palästinensischen Führung ist die Zerstörung Israels.</i> The goal of the Palestinian leadership is the destruction of Israel.	missing	0,074	2,00%	5,21%	3,61%
		disagree	0,197	14,03%	13,03%	13,53%
		rather d.	0,160	13,03%	15,03%	14,03%
		neither-nor	0,150	18,44%	18,24%	18,34%
		rather a.	0,099	7,82%	12,42%	10,12%
		agree	0,067	8,42%	7,82%	8,12%
		don't know	0,254	36,27%	28,26%	32,26%
iwar04	<i>Die Israelis führen einen legitimen Verteidigungskrieg gegen den palästinensischen Terrorismus.</i> The Israelis are conducting a legitimate defensive war against Palestinian terrorism.	missing	0,068	2,40%	4,61%	3,51%
		disagree	0,244	14,83%	19,04%	16,93%
		rather d.	0,228	22,65%	22,44%	22,55%
		neither-nor	0,150	19,64%	17,43%	18,54%
		rather a.	0,113	12,63%	13,23%	12,93%
		agree	0,051	5,61%	6,61%	6,11%
		don't know	0,146	22,24%	16,63%	19,44%
iwar05	<i>Die palästinensischen Terroranschläge gegen die israelische Bevölkerung können durch nichts gerechtfertigt werden.</i> Nothing can justify the Palestinian terror attacks against the Israeli population.	missing	0,067	2,40%	4,21%	3,31%
		disagree	0,040	3,61%	2,81%	3,21%
		rather d.	0,085	4,81%	7,62%	6,21%
		neither-nor	0,121	13,03%	12,02%	12,53%
		rather a.	0,232	26,25%	25,45%	25,85%
		agree	0,376	34,67%	40,48%	37,58%
		don't know	0,079	15,23%	7,41%	11,32%
pwar01a	<i>Der israelische Staat muss zur Anerkennung der Rechte der Palästinenser gezwungen werden.</i> The Israeli government should be forced to recognize the rights of the Palestinians.	missing	0,066	1,40%	3,21%	2,30%
		disagree	0,086	8,62%	10,62%	9,62%
		rather d.	0,149	12,63%	17,84%	15,23%
		neither-nor	0,176	20,84%	16,03%	18,44%
		rather a.	0,234	23,85%	24,45%	24,15%
		agree	0,155	12,22%	11,22%	11,72%
		don't know	0,135	20,44%	16,63%	18,54%
pwar02	<i>Israel ist unnachgiebig und versucht, die bestehenden Verhältnisse mit Gewalt aufrecht zu erhalten.</i> Israel is intransigent and tries to maintain existing conditions by the use of force.	missing	0,063	2,00%	3,21%	2,61%
		disagree	0,062	7,82%	7,62%	7,72%
		rather d.	0,077	8,42%	7,41%	7,92%
		neither-nor	0,095	12,63%	11,22%	11,92%
		rather a.	0,287	28,06%	34,47%	31,26%
		agree	0,281	21,64%	22,65%	22,14%
		don't know	0,136	19,44%	13,43%	16,43%
pwar03	<i>Das Ziel der israelischen Politik ist die fortgesetzte Unterdrückung und Entrechtung der Palästinenser.</i> The aim of Israeli policy is the continued oppression and disenfranchisement of the Palestinians	missing	0,067	1,80%	4,41%	3,11%
		disagree	0,090	11,22%	8,62%	9,92%
		rather d.	0,122	11,22%	12,83%	12,02%
		neither-nor	0,139	15,23%	14,63%	14,93%
		rather a.	0,201	16,03%	21,84%	18,94%
		agree	0,151	13,03%	11,82%	12,42%
		don't know	0,230	31,46%	25,85%	28,66%

		Response category	Total sample	Quota samples		
				East	West	Germany
pwar04	<i>Die Palästinenser führen einen legitimen Befreiungskrieg gegen die israelische Besatzung.</i> The Palestinians are conducting a legitimate war of liberation against the Israeli occupation.	missing	0,067	2,20%	4,61%	3,41%
		disagree	0,123	11,02%	13,83%	12,42%
		rather d.	0,181	18,24%	18,64%	18,44%
		neither-nor	0,207	25,25%	21,84%	23,55%
		rather a.	0,161	13,23%	15,03%	14,13%
		agree	0,103	8,02%	7,62%	7,82%
		don't know	0,158	22,04%	18,44%	20,24%
pwar05	<i>Israels Militäroperationen gegen die Palästinenser sind maßlos und ungerechtfertigt.</i> Israel's military operations against the Palestinians are excessive and unjustified.	missing	0,068	1,00%	3,61%	2,30%
		disagree	0,033	3,41%	3,41%	3,41%
		rather d.	0,058	6,61%	5,41%	6,01%
		neither-nor	0,136	18,24%	15,03%	16,63%
		rather a.	0,268	22,44%	30,06%	26,25%
		agree	0,256	22,04%	21,44%	21,74%
		don't know	0,180	26,25%	21,04%	23,65%

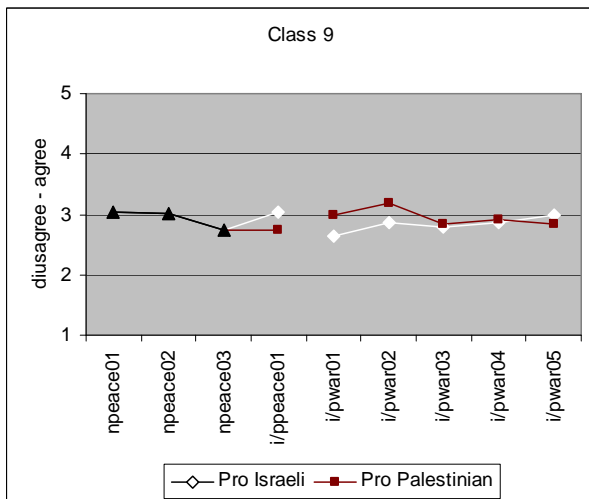
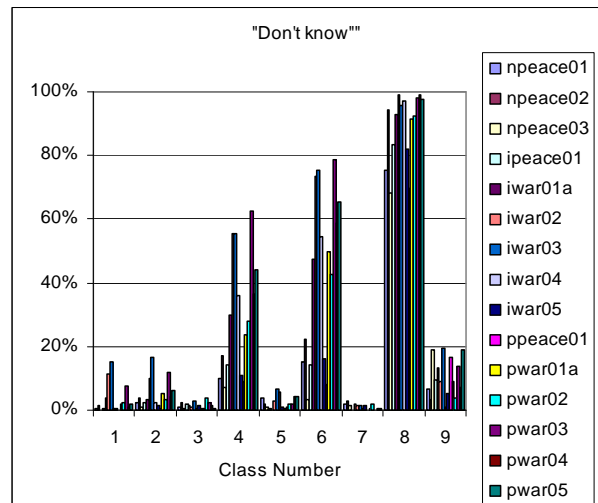
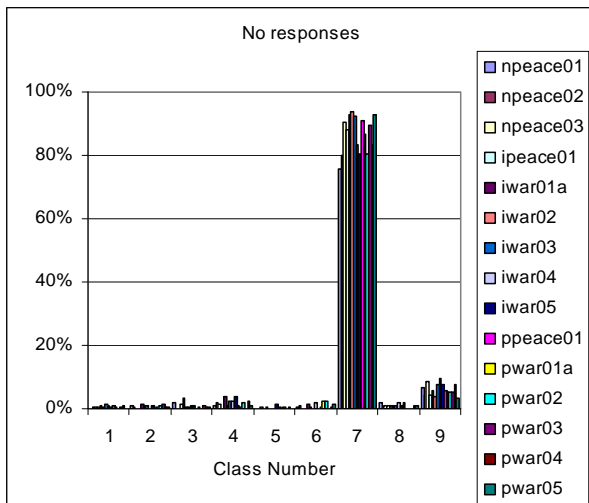
8.3.3 East-West differences of the item scores in the quota sample

Item	Quota sample		East		West		East-West comparison		
	M	SD	M	SD	M	SD	t	df	p
POSI	Positioning to the Israeli-Palestinian conflict								
npeace01	4,32	,929	4,27	,986	4,36	,870	-1,467	865	0,143
npeace02	4,35	,897	4,31	,973	4,39	,819	-1,288	830	0,198
npeace03	4,57	,749	4,49	,860	4,65	,614	-3,165	895	0,002
ipeace01	4,32	,888	4,26	,964	4,38	,805	-1,989	861	0,047
ppeace01	4,45	,777	4,40	,831	4,50	,719	-1,808	891	0,071
iwar01a	3,17	1,264	3,19	1,250	3,15	1,279	0,445	778	0,656
iwar02	3,37	1,153	3,38	1,170	3,35	1,139	0,313	688	0,755
iwar03	2,77	1,295	2,73	1,314	2,80	1,278	-0,687	638	0,492
iwar04	2,59	1,222	2,62	1,189	2,57	1,254	0,622	767	0,534
iwar05	4,04	1,103	4,01	1,100	4,05	1,106	-0,526	850	0,599
pwar01a	3,17	1,245	3,24	1,217	3,10	1,270	1,563	788	0,118
pwar02	3,64	1,243	3,60	1,267	3,69	1,220	-0,949	806	0,343
pwar03	3,17	1,317	3,13	1,361	3,22	1,275	-0,942	679	0,347
pwar04	2,82	1,207	2,85	1,185	2,79	1,230	0,718	760	0,473
pwar05	3,77	1,098	3,73	1,127	3,81	1,069	-0,939	737	0,348

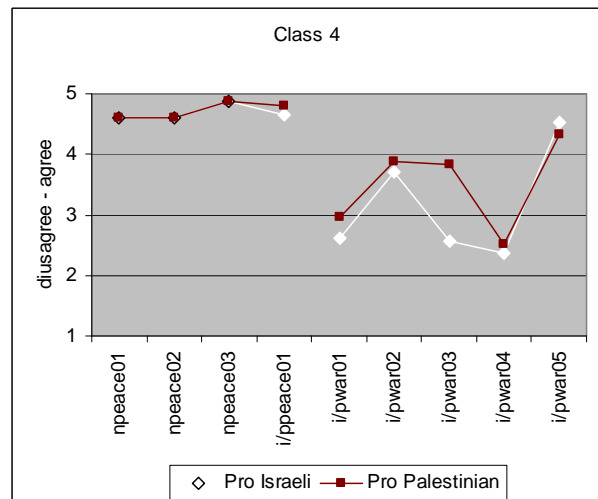
8.3.4 Model selection of the first-order LCA

Model	ln(L)	n(P)	df	L-Ratio	p	AIC	BIC
POSI: Positioning to the Israeli-Palestinian conflict							
PR	-58947,65	6	4,75E+12	86107,82	n < df	117907,30	117941,37
LC1	-53625,19	90	4,75E+12	75462,90	n < df	107430,38	107941,43
LC2	-48515,92	181	4,75E+12	65244,36	n < df	97393,84	98421,62
LC3	-44863,93	272	4,75E+12	57940,38	n < df	90271,86	91816,36
LC4	-42929,11	363	4,75E+12	54070,74	n < df	86584,22	88645,45
LC5	-42151,15	454	4,75E+12	52514,82	n < df	85210,30	87788,26
LC6	-41358,51	545	4,75E+12	50929,54	n < df	83807,02	86901,71
LC7	-40879,35	636	4,75E+12	49971,22	n < df	83030,70	86642,12
LC8	-40436,84	727	4,75E+12	49086,20	n < df	82327,68	86455,82
LC9	-40167,76	818	4,75E+12	48548,04	n < df	81971,52	86616,39
LC10	-39898,36	909	4,75E+12	79796,72	n < df	81614,72	86776,32
LC11	-39711,67	1000	4,75E+12	79423,34	n < df	81423,34	87101,67
Sat	-15893,74	4,75E+12				9,50E+12	3,65E+13

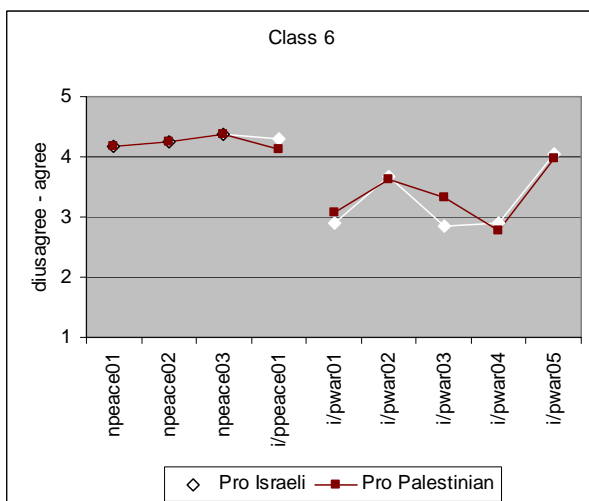
8.3.5 Class description



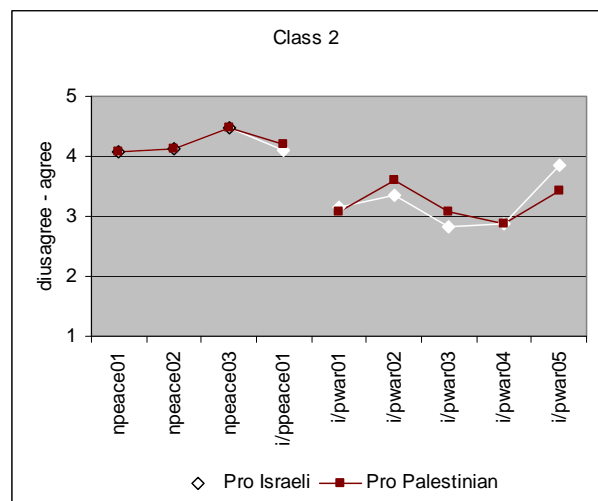
Neither agree nor disagree



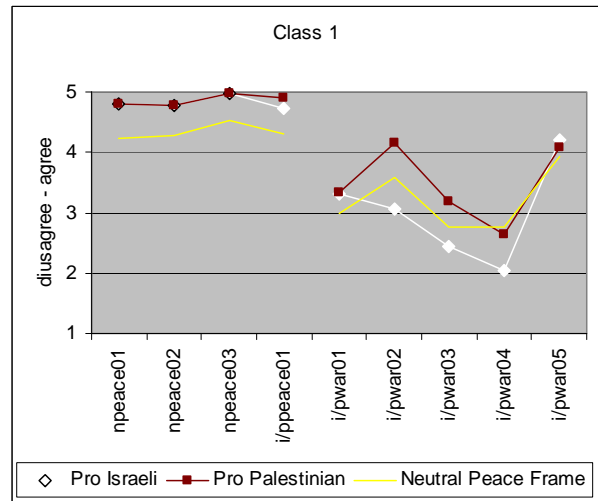
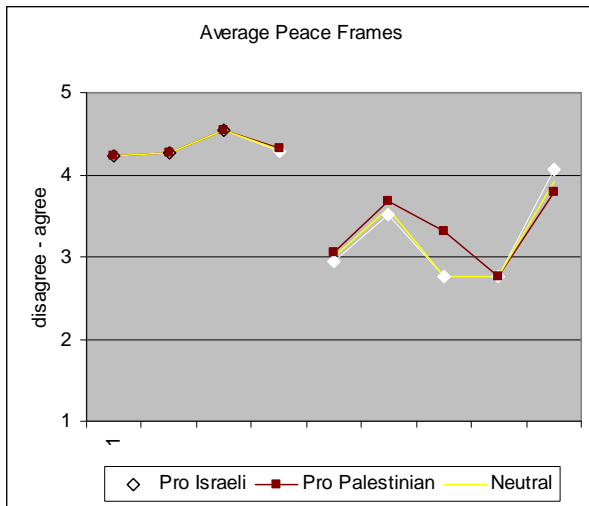
Pro-Palestinian peace frame



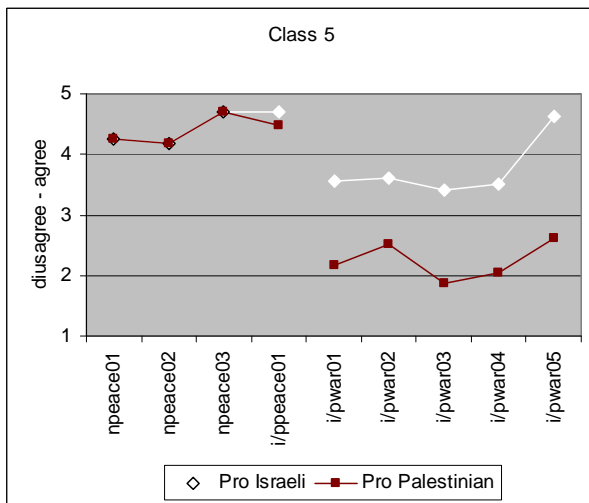
Peace frame with sympathy for Israel



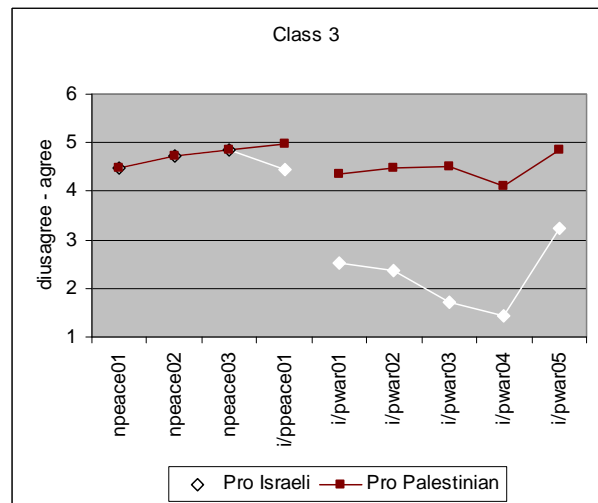
Peace frame with sympathy for the Palestinians



Pro-Palestinian frame "on the edge of a war frame"



Pro-Israeli war frame



Pro-Palestinian war frame

9. Psychometric properties of the first-order latent class models

Scale	k	m	Latent-Class-Analysis				
			n	h	PRE	EP	MEM
Anti-Semitic Attitudes							
MA1	3	6	2677	5	99,20%	97,14%	0,92
MA2	3	6	1702	5	85,94%	80,26%	0,86
MA3	3	6	1702	4	86,79%	72,56%	0,90
SA1	3	6	2677	6	97,61%	97,17%	0,85
SA2 ¹⁾	3	6	2283	3	94,32%	89,81%	0,86
SA3	4	6	1702	5	90,37%	85,90%	0,88
LA	3	6	2677	4	96,96%	93,20%	0,88
Anti-Zionist Attitudes							
IA1	3	6	2095	6	96,99%	96,52%	0,80
PA	3	6	1702	4	91,90%	90,68%	0,91
Anti-Israeli Attitudes							
PI01	3	7	1702	5	91,63%	90,97%	0,87
PI02	3	7	1702	4	87,82%	86,82%	0,89
IA2	3	7	1702	5	94,18%	89,94%	0,90
Anti-Palestinian Attitudes							
AP	3	6	2096	3	88,02%	75,55%	0,92
TK	3	6	1702	3	79,28%	72,63%	0,84
IK	4	6	2096	4	72,80%	67,09%	0,89

Scale	k	m	Latent-Class-Analysis				
			n	h	PRE	EP	MEM
Human rights orientation and moral disengagement							
MERE	8	6	2096	6	56,10%	49,80%	0,84
MOR	8	6	1702	6	47,54%	42,39%	0,88
Mental models of the Israeli-Palestinian conflict							
EMO	9	variable	2128	7	90,69%		0,88
AMBI	8	7	2162	8	52,71%	50,68%	0,83
POSI	15	7	2161	9	48,55%	43,62%	0,94

k = number of items; m = number of response categories (including missing or „don't know“-responses); n = sample size; h = number of classes; PRE = Proportional Reduction in Error (Goodman, 1972); EP = Explanatory Power (Kempf, 2012); MEM = mean membership probability.

^{*)} Second-order LCA indicates that this scale does not measure anti-Semitism.

10. Class sizes, rank order and expected scores of the first-order latent classes

Scale	Items			Latent Classes			
	No.	Rank	M ^{**)}	No.	Size ^{**)}	Rank	M
Manifest anti-Semitism							
MA1	Mani02ap	1	1.66	1	0.5919	1	1.10
	Mani01p	2	1.56	2	0.1874	2	1.91
	Aslat2p	3	1.55	3	0.1164	3	2.89
				5	0.0309	4	4.19
				4	0.0735	missing	
MA2	Aspo8p	1	2.59	2	0.3506	1	1.47
	Asman5p	2	2.25	1	0.4045	2	2.61
	Asman4p	3	2.14	3	0.1177	3	4.08
				5	0.0297	inhomog.	2.42
				4	0.0976	missing	
MA3	Mani04p	1	2.05	1	0.4745	1	1.19
	Mani03p	2	1.86	2	0.3615	2	2.32
	Asman3p	3	1.61	4	0.0610	3	4.06
				3	0.1030	missing	
Secondary anti-Semitism							
SA1	Asver4p	1	2.99	1	0.2132	1	1.54
	Asver5p	2	2.92	4	0.1625	2	2,32
	Asver6an	3	2.85	5	0.1589	3	3.07
				2	0.2115	4	3.55
				3	0.1769	5	4.25
				6	0.0771	missing	
SA2 ^{*)}	Seku01n	1	2.45	1	0.5107	1	1.91
	Seku03p	2	2.42	2	0.4058	2	2.63
	Seku02p	3	1.83	3	0.0836	missing	
SA3	Seku05p	1	2.61	1	0.3642	1	1.34
	Seku09p	2	2.36	2	0.2448	2	2.04
	Mani05p	3	1.91	3	0.2124	3	2.96
	Seku07p	4	1.63	5	0.0681	4	4.08
				4	0.1105	missing	
Latent anti-Semitism							
LA	Lat02p	1	2.25	1	0.4554	1	1.36
	Aslat8p	2	2.17	2	0.3847	2	2.45
	Lat01p	3	1.64	3	0.0904	3	3.5
				4	0.0696	missing	

Scale	Items			Latent Classes				
	No.	Rank	M ^(*)	No.	Size ^(**)	Rank	M	
Anti-Zionism								
IA1	Krit04p	1	2.99	3	0.1727	1	1.45	
	Krit03p	2	2.85	4	0.1657	2	2.34	
	Krit02p	3	2.83	1	0.2371	3	3.01	
				2	0.2185	4	3.53	
				5	0.1129	5	4.45	
				6	0.0930	missing		
PA	Zion05p	1	2.94	2	0.2305	1	1.59	
	Zion03ap	2	2.80	1	0.4807	2	2.90	
	Zion04p	3	2.74	3	0.1664	3	4.35	
				4	0.1223	missing		
Anti-Israeli attitudes								
PI01	aspo9p	1	3.64	2	0.2267	1	2.03	
	aspo5p	2	3.23	1	0.3370	2	3.23	
	aspo3p	3	2.70	4	0.1570	2	3.23	
				3	0.2054	3	4.39	
				5	0.0739	missing		
PI02	Krit06p	1	3.58	3	0.1529	1	2.65	
	Aspo12n	2	3.05	1	0.5306	2	2.86	
	Aspo11p	3	2.81	2	0.2395	3	3.82	
				4	0.0769	missing		
IA2	Zion01an	1	2.05	1	0.4245	1	1.37	
	Zion02p	2	2.02	3	0.1073	2	2.30	
	Aspo10p	3	1.97	2	0.3142	3	2.51	
				5	0.0728	4	3.73	
				4	0.0813	missing		
Anti-Palestinian attitudes								
AP	Isla01p	1	2.22	1	0.5135	1	1.34	
	Isla02p	2	1.84	2	0.4060	2	2.69	
	Isla07p	3	1.75	3	0.0805	missing		
TK	Isla06p	1	3.05	2	0.4373	1	2.28	
	Isla10p	2	2.83	1	0.4683	2	3.39	
	Isla05p	3	2.72	3	0.0944	missing		
IK	Isla03p	1	2.62	2	0.3259	1	1.46	
	Isla04p	2	2.54	1	0.4511	2	2.76	
	Isla08p	3	2.49	3	0.1361	3	4.14	
	Isla09p	4	2.42	4	0.0869	missing		
Human rights orientation and moral disengagement							J	C
MERE	mere01ap	4	1.68	1	0.2107	K1	3.13	3.51
	mere02p	1	3.05	2	0.2349	K2	2.21	4.30
	mere03ap	3	2.45	3	0.2578	K3	1.49	4.65
	mere04p	2	2.75	5	0.1602	G1	2.22	2.84
	mere05ap	4	3.62	4	0.0983	G2	3.28	4.32
	mere06ap	2.5	4.12	6	0.0382	missing		
	mere07ap	1	4.25					
	mere08ap	2.5	4.12					
MOR	mor08p	1	3.36	4	0.1577	1	1.46	
	mor05p	2	3.11	2	0.1891	2	2.10	
	mor02ap	3	3.02	5	0.1513	3	2.71	
	mor07p	4	2.91	1	0.2876	4	3.47	
	mor03p	5	2.90	3	0.1721	5	3.96	
	mor01p	6	2.61	6	0.0421	missing		
	mor06p	7	2.60					
	mor04p	8	2.19					
Mental models of the Israeli-Palestinian conflict								
EMO	emo01		2.87	1	0.3078	1		
	emo02		3.51	3	0.1774	2		
	emo03		1.82	2	0.2458	3		
	emo04		0.25	5	0.0728	4		
	emo05		0.19	4	0.0986	5		
	emo06		0.41	6	0.0666	6		
	emo07		0.33	7	0.0310	missing		
	emo08		0.21					
	emo09		0.17					

Scale	Items			Latent Classes			
	No.	Rank	M ^{**)}	No.	Size ^{**)}	Rank	M
AMBI	ambi01i	4	2.29	1	0.259		
	ambi02i	1	4.18	2	0.180		
	ambi03i	2	3.57	3	0.134		
	ambi04i	3	2.74	4	0.102		
	ambi01p	4	2.02	5	0.097		
	ambi02p	1.5	3.66	6	0.086		
	ambi03p	1.5	3.66	7	0.080		
	ambi04p	3	2.58	8	0.063	missing	
POSI	npeace01		4.37	1	0.238		
	npeace02		4.43	2	0.173		
	npeace03		4.66	3	0.151		
	ipeace01		4.42	4	0.092		
	ppeace01		4.55	5	0.092		
	iwar01a		3.04	6	0.090		
	iwar02		3.09	7	0.067		
	iwar03		2.52	8	0.053		
	iwar04		2.36	9	0.044		
	iwar05		3.96				
	pwar01a		3.28				
	pwar02		3.81				
	pwar03		3.29				
	pwar04		2.92				
	pwar05		3.87				

J = Justification of restrictions; C = Concern for victims

*) Second-order LCA indicates that this scale does not measure anti-Semitism.

**) In the total sample.

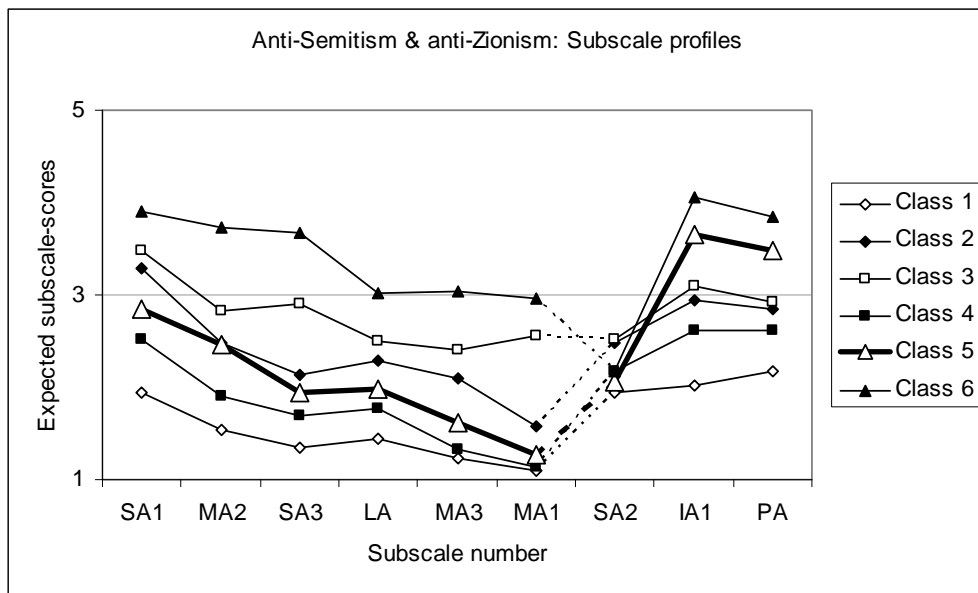
11. Second-order LCAs

11.1 Anti-Semitism & anti-Zionism

11.1.1 Model selection

Model	ln(L)	n(P)	df	L-Ratio	p	AIC	BIC
LC1	-13945,70	23	64776	10482,65	n < df	27937,40	28058,15
LC2	-11850,81	47	64752	6292,87	n < df	23795,62	24042,37
LC3	-11321,04	71	64728	5233,33	n < df	22784,08	23156,82
LC4	-11012,40	95	64704	4616,05	n < df	22214,80	22713,54
LC5	-10918,12	119	64680	4427,49	n < df	22074,24	22698,98
LC6	-10824,97	143	64656	4241,19	n < df	21935,94	22686,68
LC7	-10749,03	167	64632	4089,31	n < df	21832,06	22708,80
LC8	-10672,30	191	64608	3935,85	n < df	21726,60	22729,34
Sat	-8704,37	64799				147006,75	487196,67

11.1.2 Subscale profiles



11.1.3 Class sizes

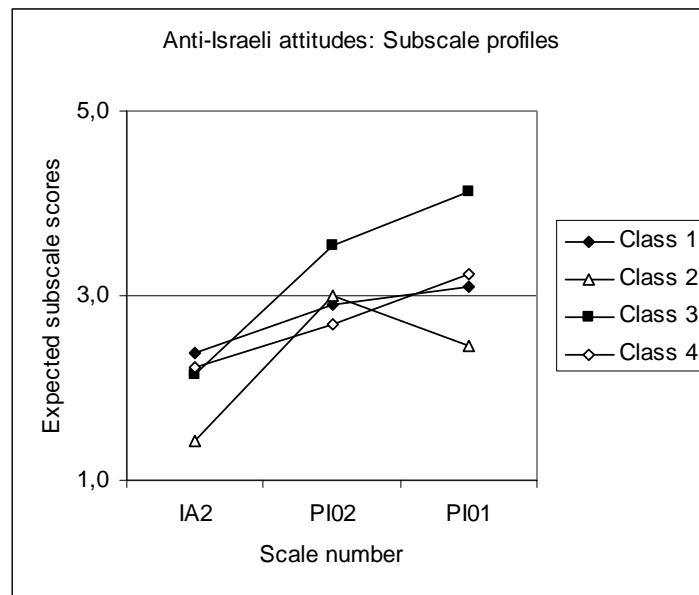
Class No.	Total sample	Quota sample
Class 1	0,2312	0,1775
Class 2	0,1927	0,2264
Class 3	0,1786	0,2560
Class 4	0,1637	0,1547
Class 5	0,1453	0,0899
Class 6	0,0886	0,0956

11.2 Anti-Israeli attitudes

11.2.1 Model selection

Model	ln(L)	n(P)	df	L-Ratio	p	AIC	BIC
LC1	-4807,20	7	28	1109,38	< 0.01	9628,40	9665,85
LC2	-4505,19	15	20	505,36	< 0.01	9040,38	9120,64
LC3	-4329,99	23	12	154,96	< 0.01	8705,98	8829,04
LC4	-4256,37	31	4	7,72	n.s.	8574,74	8740,61
Sat	-4252,51	35				8575,02	8762,28

11.2.2 Subscale profiles and class description



Attitudes towards Israel			
Positive	Widely no position		Negative
Class 2 ○ Rejection of one-sided attribution of guilt (PI01 = 2,5) ○ No stance with respect to dramatizing and need for action (PI02 = 3,0) ○ Strong rejection of denying the Jews' right of residence (IA2 = 1,4)	Class 1 ○ No stance with respect to one-sided attribution of guilt (PI01 =3,1) ○ No stance with respect to dramatizing and need for action (PI02 = 2,9) ○ Rejection of denying the Jews' right of residence (IA2 = 2,4)	Class 4 ○ No stance with respect to one-sided attribution of guilt (PI01 = 3,2) ○ Weak rejection of dramatizing and need for action (PI02 = 2,7) ○ Rejection of denying the Jews' right of residence (IA2 = 2,2)	Class 3 ○ Strong support of one-sided attribution of guilt (PI01 = 4,1) ○ Support of dramatizing and need for action (PI02 = 3,6) ○ Rejection of denying the Jews' right of residence (IA2 = 2,1)

11.2.3 Class sizes

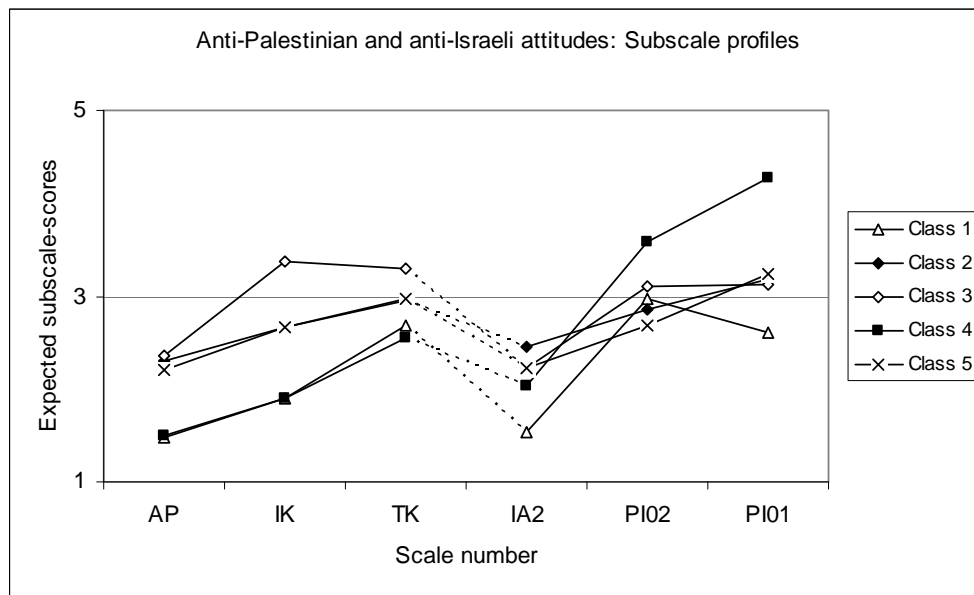
Class No.	Total sample	Quota sample
Class 1	0,3158	0,3026
Class 2	0,2762	0,2896
Class 3	0,2550	0,2064
Class 4	0,1530	0,2014

11.3 Anti-Israeli & anti-Palestinian attitudes

11.3.1 Model selection

Model	ln(L)	n(P)	df	L-Ratio	p	AIC	BIC
LC1	-8134,24	11	420	2337,70	< 0,001	16290,48	16348,95
LC2	-7627,69	24	407	1324,60	< 0,001	15303,38	15430,96
LC3	-7444,66	37	394	958,54	< 0,001	14963,32	15160,01
LC4	-7287,00	50	381	643,22	< 0,001	14674,00	14939,79
LC5	-7217,05	63	368	503,32	< 0,001	14560,10	14895,00
LC6	-7173,30	76	355	415,82	< 0,05	14498,60	14902,61
LC7	-7144,86	89	342	358,94	n.s.	14467,72	14940,83
Sat	-6965,39	431				14792,78	17083,92

11.3.2 Subscale profiles and class description



Attitudes towards Palestinians				
Pro-Palestinian		Rather pro Palestinian, but tendency to associate Palestinians and Muslims with terrorism.		Islamophobic
Class 1	Class 4	Class 2	Class 5	Class 3
<ul style="list-style-type: none"> Strong rejection of devaluating Palestinians (AP = 1,5) Strong rejection of demonizing Islam (IK = 1,9) Rejection of connecting Palestinians and Muslims to terrorism (TK = 2,7) 	<ul style="list-style-type: none"> Strong rejection of devaluating Palestinians (AP = 1,5) Strong rejection of demonizing Islam (IK = 1,9) Rejection of connecting Palestinians and Muslims to terrorism (TK = 2,5) 	<ul style="list-style-type: none"> Rejection of devaluating Palestinians (AP = 2,3) Rejection of demonizing Islam (IK = 2,7) Tendency to connect Palestinians and Muslims to terrorism (TK = 2,9) 	<ul style="list-style-type: none"> Rejection of devaluating Palestinians (AP = 2,2) Rejection of demonizing Islam (IK = 2,7) Tendency to connect Palestinians and Muslims to terrorism (TK = 3,0) 	<ul style="list-style-type: none"> Rejection of devaluating Palestinians (AP = 2,4) Support of demonizing Islam (IK = 3,4) Support of connecting Palestinians and Muslims to terrorism (TK = 3,3)

Attitude towards Palestinians	Attitudes towards Israel		
	Positive	Widely no position	Negative
Pro Palestinian	Class 1 AP = 1,5 PI01 = 2,6 IK = 1,9 PI02 = 3,0 TK = 2,7 IA2 = 1,5		Class 4 AP = 1,5 PI01 = 4,3 IK = 1,9 PI02 = 3,6 TK = 2,5 IA2 = 2,0
Rather pro-Palestinian but tendency to associate Palestinians and Muslims with terrorism		Class 2 AP = 2,3 PI01 = 3,2 PI02 = 2,9 IA2 = 2,5 IK = 2,7 TK = 2,9	Class 5 AP = 2,2 PI01 = 3,2 IK = 2,7 PI02 = 2,7 TK = 3,0 IA2 = 2,2
Islamophobic		Class 3 AP = 2,4 PI01 = 3,1 IK = 3,4 PI02 = 3,1 TK = 3,3 IA2 = 2,2	

The combination of anti-Israeli and anti-Palestinian attitude patterns.

11.3.3 Class sizes

Class No.	Total sample	Quota sample
Class 1	0,3019	0,2827
Class 2	0,2164	0,2666
Class 3	0,2104	0,2409
Class 4	0,1853	0,0953
Class 5	0,0860	0,1146

11.4 Mental models of the Israeli-Palestinian conflict

11.4.1 Model selection

Model	ln(L)	n(P)	df	L-Ratio	p	AIC	BIC
LC1	-9664,68	20	420	3550,70	< 0,001	19369,36	19478,15
LC2	-8937,71	41	399	2096,76	< 0,001	17957,42	18180,44
LC3	-8511,86	62	378	1245,06	< 0,001	17147,72	17484,97
LC4	-8330,44	83	357	882,22	< 0,001	16826,88	17278,36
LC5	-8229,72	104	336	680,78	< 0,001	16667,44	17233,15
LC6	-8140,21	125	315	501,76	< 0,001	16530,42	17210,36
LC7	-8042,70	146	294	306,74	n.s.	16377,40	17171,58
LC8	-8017,06	167	273	255,46	n.s.	16368,12	17276,53
LC9	-7991,55	188	252	204,44	n.s.	16359,10	17381,74
Sat	-7889,33	440				16658,66	19052,07

11.4.2 Class description

	Class size		Knowledge	Affectedness	Not attached with either side	Attached with Israelis
	Total sample	Quota sample				
Class 6	8,7%	11,8%	2,178	2,889	75,4%	1,874
Class 3	13,6%	20,7%	2,373	3,055	62,2%	1,901
Class 2	16,8%	21,1%	2,543	3,179	53,4%	1,907
Class 5	12,4%	14,8%	2,867	3,475	39,9%	1,873
Class 1	27,0%	26,6%	3,140	3,732	23,4%	1,832
Class 4	13,5%	2,8%	3,872	4,336	8,8%	1,806
Class 7	8,0%	2,1%	3,774	4,135	17,2%	1,631
	Has been in		Has had personal contact with		Has friends among	
	Israel	Palest. territ.	Israelis	Palestinians	Israelis	Palestinians
Class 6	0,023	0,009	15,2%	9,3%	5,5%	2,5%
Class 3	0,094	0,048	27,5%	17,3%	10,4%	4,4%
Class 2	0,093	0,042	38,3%	23,9%	14,2%	6,5%
Class 5	0,226	0,144	51,1%	38,4%	23,3%	16,2%
Class 1	0,243	0,186	52,2%	41,2%	26,0%	21,2%
Class 4	1,185	0,952	91,5%	82,6%	62,0%	53,8%
Class 7	0,324	0,251	33,1%	29,0%	19,9%	17,0%

Class sizes and emotional closeness to the conflict

	AMBI-Class 7: Empathy for Israel's security dilemma	AMBI-Class 2: Uncertainty whether peace can offer Israel security	AMBI-Class 3: Ambivalence of peace for both parties	AMBI-Class 6: Status quo as the lesser evil for Israel	AMBI-Cl. 4+1: Naive pacifism: peace is good, war is evil	AMBI-Class 5: Uncertainty whether war is really so bad for Palestinians
Class 6	92,8%	6,0%	0,0%	0,0%	1,1%	0,0%
Class 3	0,0%	87,3%	6,8%	0,8%	5,1%	0,0%
Class 2	1,6%	12,1%	56,0%	6,7%	23,6%	0,0%
Class 5	0,2%	2,6%	5,4%	51,1%	38,5%	2,2%
Class 1	0,0%	9,8%	7,1%	0,1%	80,1%	2,8%
Class 4	0,0%	0,0%	4,0%	1,6%	25,4%	69,0%
Class 7	0,3%	6,5%	0,0%	0,0%	0,2%	93,1%

Sensitivity for the ambivalence of war and peace

	POSI-Class 7, 8 & 9: No position	POSI-Class 6: Ambivalent peace frame with sympathy for Israel	POSI-Class 2: Ambivalent peace frame with sympathy for Palesti- nians	POSI-Class 5: Pro-Israeli war frame	POSI-Class 4: Pro-Palestinian peace frame	POSI-Class 1: Pro-Palestinian peace frame "on the edge of a war frame"	POSI-Class 3: Pro-Palestinian war frame
Class 6	66,5%	18,9%	0,0%	0,0%	14,6%	0,0%	0,0%
Class 3	5,0%	47,8%	14,1%	0,7%	27,2%	5,2%	0,0%
Class 2	18,9%	2,6%	63,7%	6,6%	0,0%	8,1%	0,0%
Class 5	0,5%	0,0%	0,0%	36,3%	21,4%	11,7%	30,1%
Class 1	0,0%	0,0%	16,6%	9,8%	0,8%	67,6%	5,3%
Class 4	1,9%	0,0%	0,0%	0,5%	0,4%	11,5%	85,7%
Class 7	94,8%	0,0%	0,0%	0,0%	0,0%	0,1%	5,1%

Positioning to the conflict

11.5 Anti-Semitism and the criticism of Israeli policy

11.5.1 Models selection

Model	ln(L)	n(P)	df	L-Ratio	p	AIC	BIC
LC1	-38162,08	69	2,E+13	56433,04	n < df	76462,16	76822,87
LC2	-34113,90	139	2,E+13	48336,68	n < df	68505,80	69232,45
LC3	-32907,34	209	2,E+13	45923,56	n < df	66232,68	67325,26
LC4	-31915,18	279	2,E+13	43939,24	n < df	64388,36	65846,88
LC5	-31364,63	349	2,E+13	42838,14	n < df	63427,26	65251,71
LC6	-30996,31	419	2,E+13	42101,50	n < df	62830,62	65021,01
LC7	-30726,91	489	2,E+13	41562,70	n < df	62431,82	64988,15
LC8	-30413,42	559	2,E+13	40935,72	n < df	61944,84	64867,10
LC9	-30135,40	629	2,E+13	40379,68	n < df	61528,80	64817,00
LC10	-29897,49	699	2,E+13	39903,86	n < df	61192,98	64847,12
LC11	-29756,10	769	2,E+13	59512,20	n < df	61050,20	65070,27
Sat	-9945,56	1,69E+13				3,39E+13	1,22E+14

11.5.2 Class description

	Class No.	Total	Quota	Online
Pro Israel	??PF	6	8,0%	0,0%
	WF	3	15,3%	0,0%
Israel critics	PF	8	5,1%	0,3%
	"on the edge"	2	17,2%	11,8%
		1	18,8%	25,2%
	Mainly WF	5	9,9%	37,7%
Anti-Semitic critics	WF	7	6,6%	22,7%
	PF	4	14,1%	1,0%
	WF	9	5,0%	1,3%

Class sizes

	Class 6	Class 3	Class 8	Class 2	Class 1	Class 5	Class 7	Class 4	Class 9
SA1r	3,28	3,35	3,02	2,86	1,96	1,84	3,06	3,55	4,11
MA2r	2,72	2,51	1,96	2,13	1,53	1,78	3,00	3,01	3,79
SA3r	2,75	2,27	1,64	1,81	1,38	1,52	2,51	2,81	3,96
LAr	2,45	2,33	1,79	1,89	1,46	1,49	2,27	2,62	3,07
MA3r	2,29	2,14	1,51	1,52	1,22	1,29	1,89	2,36	3,46
MA1r	2,40	1,75	1,25	1,21	1,10	1,10	1,37	2,36	3,52
IA1r	2,92	2,97	2,42	2,83	1,94	3,08	4,02	3,32	4,11
PAr	2,89	2,88	2,38	2,70	1,98	3,32	3,97	3,04	3,93
PI01r	3,25	3,09	3,17	2,80	2,51	3,89	4,26	3,45	3,72
PI02r	2,71	2,83	2,79	3,00	2,95	3,56	3,70	3,11	3,31
IA2r	2,36	2,34	1,97	1,73	1,56	1,55	2,19	2,47	2,94
TKr	3,08	3,04	2,77	2,87	2,74	2,50	2,64	3,14	3,11
IKr	2,83	2,85	2,19	2,45	1,95	1,65	2,07	3,01	3,43
APr	2,60	2,31	1,69	1,71	1,56	1,37	1,48	2,42	2,20

Subscale-scores for anti-Semitic, anti-Zionist, anti-Israeli and anti-Palestinian attitudes

	Class 6	Class 3	Class 8	Class 2	Class 1	Class 5	Class 7	Class 4	Class 9
Anti-Sem	2,36	2,11	1,62	1,67	1,22	1,29	2,11	2,51	3,32
Anti-Zion	2,90	2,92	2,40	2,77	1,96	3,20	3,99	3,18	4,02
Anti-Israel	2,77	2,75	2,65	2,51	2,34	3,00	3,38	3,01	3,32
Anti-Palest	2,84	2,74	2,22	2,35	2,08	1,84	2,06	2,85	2,91

Mean scores for anti-Semitic, anti-Zionist, anti-Israeli and anti-Palestinian attitudes

	Class 6	Class 3	Class 8	Class 2	Class 1	Class 5	Class 7	Class 4	Class 9
IQ-Q	1,31	2,12	1,48	2,87	3,02	3,80	3,60	2,50	2,32
MERE-V	2,91	2,86	2,40	2,40	2,14	1,64	1,97	2,96	2,95
MERE-B	3,69	3,82	4,12	4,09	4,28	4,49	4,37	3,83	3,74
MOR	3,21	3,20	2,71	2,93	2,65	1,98	2,25	3,32	3,38
PAZ-Q	2,24	2,45	3,15	2,76	2,76	3,48	3,12	2,35	2,10
SA2	2,51	2,52	2,05	2,21	1,95	2,01	2,24	2,35	2,09
Krit01p	2,95	2,56	1,80	1,93	1,09	1,32	2,75	3,34	4,61

Scores on the scales for knowledge about the Israeli-Palestinian conflict (IQ-Q), justification of human rights restrictions (MERE-V), concern for victims of human rights violations (MERE-B), moral disengagement (MOR), pacifism (PAZ-Q), defense against guilt (SA2) and the single item krit01p.

	Class 6	Class 3	Class 8	Class 2	Class 1	Class 5	Class 7	Class 4	Class 9
emo01	2,20	2,47	2,28	2,93	3,11	3,98	3,80	2,71	2,64
emo02	2,93	3,17	3,01	3,55	3,68	4,47	4,32	3,39	3,33
emo03=4	0,71	0,53	0,66	0,31	0,28	0,07	0,10	0,40	0,50
emo03	1,88	1,89	1,86	1,88	1,88	1,69	1,71	1,86	1,82
emo04	0,03	0,06	0,02	0,22	0,39	0,90	0,72	0,08	0,11
emo05	0,02	0,03	0,01	0,14	0,27	0,81	0,63	0,04	0,08
emo06	0,13	0,24	0,14	0,46	0,61	0,83	0,77	0,30	0,24
emo07	0,08	0,15	0,09	0,33	0,46	0,82	0,74	0,22	0,22
emo08	0,05	0,09	0,05	0,20	0,30	0,61	0,53	0,12	0,13
emo09	0,02	0,04	0,03	0,13	0,21	0,63	0,54	0,09	0,12

Emotional closeness to the conflict

Class No.	AMBI-Class 7: Empathy for Israel's security dilemma	AMBI-Class 2: Uncertainty whether peace can offer Israel security	AMBI-Class 3: Ambivalence of peace for both parties	AMBI-Class 6: Status quo as the lesser evil for Israel	AMBI-Cl. 4+1: Naive pacifism: peace is good, war is evil	Ambi-Class 5: Uncertainty whether war is really so bad for Palestinians
6	0,504	0,310	0,147	0,030	0,009	0,000
3	0,028	0,344	0,395	0,010	0,224	0,000
8	0,370	0,544	0,045	0,000	0,027	0,014
2	0,000	0,139	0,077	0,058	0,688	0,037
1	0,004	0,094	0,067	0,152	0,648	0,036
5	0,000	0,000	0,041	0,008	0,344	0,607
7	0,000	0,021	0,000	0,054	0,391	0,535
4	0,000	0,243	0,265	0,153	0,323	0,015
9	0,145	0,025	0,169	0,316	0,228	0,116

Sensitivity for the ambivalence of war and peace

Class No.	POSI-Class 7, 8 & 9: No position	POSI-Class 6: Ambivalent peace frame with sympathy for Israel	POSI-Class 5: Pro-Israeli war frame	POSI-Class 4: Pro-Palestinian peace frame	POSI-Class 2: Ambivalent peace frame with sympathy for Palestinians	POSI-Class 1: Pro-Palestinian peace frame "on the edge of a war frame"	POSI-Class 3: Pro-Palestinian war frame
6	0,620	0,324	0,000	0,000	0,056	0,000	0,000
3	0,035	0,194	0,629	0,009	0,008	0,125	0,000
8	0,165	0,280	0,000	0,029	0,498	0,027	0,000
2	0,017	0,028	0,202	0,121	0,031	0,555	0,047
1	0,023	0,007	0,123	0,242	0,059	0,503	0,042
5	0,005	0,000	0,000	0,000	0,000	0,207	0,788
7	0,000	0,000	0,011	0,000	0,000	0,083	0,907
4	0,057	0,058	0,265	0,160	0,176	0,200	0,084
9	0,122	0,060	0,088	0,061	0,224	0,016	0,429

Positioning to the conflict

12. Psychometric properties of the second-order latent class models

Scales	k	n	h	PRE	MEM
Anti-Semitism & Anti-Zionism	9	1408	6	69,24%	0,87
Anti-Israeli attitudes	3	1557	4	99,71%	0,86
Anti-Israeli & Anti-Palestinian attitudes	6	1504	5	88,36%	0,86
Mental models of the Israeli-Palestinian conflict	3	1702	7	93,80%	0,87
Anti-Semitism and the criticism of Israeli policy	23	1377	9	36,90%	0,94

k = number of items; n = sample size; h = number of classes; PRE = Proportional Reduction in Error (Goodman, 1972); MEM = mean membership probability.

13. Demographic effects on anti-Semitic, anti-Zionist, anti-Israeli and anti-Palestinian attitudes

13.1 Gender differences

Scale	Anti-Semitism						Anti-Zionism		
	MA1	MA2	MA3	SA1	SA3	LA	IA1	PA	
M	f	1,80	2,43	1,99	3,23	2,29	2,16	2,87	2,87
	m	1,82	2,43	1,96	3,04	2,28	2,18	2,90	2,72
SD	f	0,88	0,79	0,76	0,86	0,82	0,68	0,81	0,77
	m	0,92	0,88	0,84	0,98	0,88	0,73	0,92	0,87
t		-0,288	0,085	0,584	3,150	0,117	-,495	-0,469	2,645
df		951	937	957	947	946	948	944	924
p		0,773	0,932	0,584	0,002	0,907	0,621	0,639	0,008

f = female; m = male.

Scale	Anti-Palestinian attitudes			Anti-Israeli attitudes			
	AP	TK	IK	PI01	PI02	IA2	
M	f	2,07	2,87	2,60	3,15	0,36	2,17
	m	2,01	2,90	2,62	3,11	0,39	2,15
SD	f	0,67	0,50	0,82	0,67	,016	0,65
	m	0,68	0,49	0,90	0,79	,018	0,77
t		1,571	-0,725	-0,368	0,835	-3,079	0,416
df		963	956	956	976	978	973
p		0,117	0,469	0,713	0,404	0,002	0,678

f = female; m = male.

13.2 Differences between age-groups

Scale	Anti-Semitism						Anti-Zionism		
	MA1	MA2	MA3	SA1	SA3	LA	IA1	PA	
M	15+	1,63	2,30	1,87	3,08	2,15	2,06	2,76	2,79
	35+	1,81	2,44	1,95	3,13	2,23	2,15	2,88	2,78
	55+	1,95	2,53	2,07	3,20	2,43	2,28	2,99	2,81
SD	15+	0,79	0,73	0,77	0,90	0,79	0,70	0,85	0,81
	35+	0,91	0,85	0,78	0,95	0,84	0,70	0,88	0,83
	55+	0,94	0,89	0,83	0,92	0,89	0,70	0,86	0,84
F		9,665	5,330	4,855	1,268	9,120	7,512	5,033	0,062
df		2,950	2,936	2,956	2,946	2,945	2,947	2,943	2,923
p		< 0,001	0,005	0,008	0,282	< 0,001	0,001	0,007	0,940

15+ = 15-34; 35+ = 35-54; 55+ = 55 and more.

Scale	Anti-Palestinian attitudes			anti-Israeli attitudes			
	AP	TK	IK	PI01	PI02	IA2	
M	15+	2,05	2,83	2,46	3,02	2,91	2,15
	35+	2,02	2,91	2,59	3,15	2,98	2,18
	55+	2,06	2,91	2,73	3,19	3,02	2,13
SD	15+	0,68	0,50	0,86	0,68	0,31	0,71
	35+	0,68	0,49	0,82	0,72	0,38	0,73
	55+	0,67	0,49	0,88	0,76	0,41	0,69
F		0,391	2,394	7,974	4,743	5,902	0,413
df		2,962	2,955	2,955	2,975	2,977	2,972
p		0,676	0,092	< 0,001	0,009	0,003	0,662

15+ = 15-34; 35+ = 35-54; 55+ = 55 and more.

13.3 Differences between religions

Scale		Anti-Semitism						Anti-Zionism	
		MA1	MA2	MA3	SA1	SA3	LA	IA1	PA
M	n	1,78	2,36	1,93	3,05	2,22	2,13	2,90	2,78
	p	1,73	2,42	1,92	3,10	2,24	2,14	2,84	2,75
	c	1,85	2,49	2,04	3,30	2,40	2,29	2,93	2,85
	o	1,85	2,38	1,89	3,16	2,12	1,98	2,75	2,65
	m	2,62	3,04	2,75	3,40	2,84	2,44	3,12	3,37
	v	1,81	2,51	1,90	3,02	2,55	2,04	2,60	2,41
SD	n	0,89	0,80	0,77	0,94	0,83	0,69	0,87	0,87
	p	0,85	0,83	0,81	0,94	0,83	0,75	0,88	0,85
	c	0,90	0,86	0,80	0,89	0,87	0,69	0,83	0,72
	o	0,92	0,87	0,75	0,87	0,79	0,58	0,86	0,65
	m	1,03	0,91	0,91	0,82	0,97	0,87	0,84	1,03
	v	1,16	0,82	0,58	0,89	0,85	0,56	0,78	0,68
F		5,018	3,720	6,157	2,481	4,344	3,308	1,209	3,542
df		5, 941	5, 927	5, 947	5, 937	5, 936	5, 938	5, 934	5, 914
p		< 0,001	0,002	< 0,001	0,030	0,001	0,006	0,303	0,004

n = no religion; p = Protestant; c = Catholic; o = other Christian religion; m = Muslim; v = various other religions.

Scale		Anti-Palestinian attitudes			anti-Israeli attitudes		
		AP	TK	IK	PI01	PI02	IA2
M	n	1,98	2,87	2,61	3,18	2,99	2,13
	p	2,07	2,89	2,62	3,05	2,96	2,15
	c	2,09	2,94	2,69	3,12	2,97	2,16
	o	1,99	2,89	2,53	3,02	2,97	2,07
	m	2,35	2,79	1,99	3,38	3,01	2,63
	v	2,02	2,79	2,77	3,08	3,07	2,50
SD	n	0,68	0,50	0,85	0,69	0,39	0,69
	p	0,67	0,49	0,86	0,74	0,37	0,70
	c	0,67	0,48	0,87	0,73	0,38	0,73
	o	0,68	0,50	0,87	0,77	0,37	0,69
	m	0,60	0,51	0,75	1,00	0,39	0,75
	v	0,72	0,54	0,72	0,42	0,47	0,90
F		2,254	0,991	3,409	1,914	0,380	3,181
df		5, 953	5, 946	5, 946	5, 966	5, 968	5, 963
p		0,047	0,422	0,005	0,089	0,860	0,007

n = no religion; p = Protestant; c = Catholic; o = other Christian religion; m = Muslim; v = various other religions.

13.4 Differences with respect to participants' religiousness

Scale		Anti-Semitism						Anti-Zionism	
		MA1	MA2	MA3	SA1	SA3	LA	IA1	PA
M	r	1,82	2,40	1,99	3,13	2,27	2,20	2,86	2,75
	n	1,79	2,43	1,96	3,14	2,27	2,14	2,88	2,80
SD	r	0,92	0,88	0,82	0,94	0,86	0,71	0,87	0,85
	n	0,88	0,81	0,79	0,92	0,84	0,70	0,88	0,82
t		0,522	-0,504	0,518	-0,238	0,004	1,261	-0,338	-0,812
df		915	902	920	912	911	911	908	890
p		0,602	0,615	0,605	0,812	0,997	0,208	0,736	0,417

r = religious; n = non-religious.

Scale		Anti-Palestinian attitudes			anti-Israeli attitudes		
		AP	TK	IK	PI01	PI02	IA2
M	r	2,07	2,87	2,63	3,05	2,96	2,12
	n	2,02	2,90	2,60	3,17	2,98	2,16
SD	r	0,67	0,50	0,91	0,74	0,36	0,69
	n	0,68	0,49	0,83	0,72	0,39	0,72
t		1,100	-0,811	0,524	-2,433	-1,014	-0,883
df		926	919	919	938	940	935
p		0,272	0,418	0,600	0,015	0,311	0,377

r = religious; n = non-religious.

13.5 Differences with respect to participants' school education

Scale		Anti-Semitism						Anti-Zionism	
		MA1	MA2	MA3	SA1	SA3	LA	IA1	PA
M	lo	2,14	2,56	2,18	3,34	2,59	2,38	3,02	2,85
	mi	1,82	2,53	2,01	3,25	2,29	2,19	2,92	2,86
	hi	1,40	2,15	1,69	2,78	1,92	1,89	2,68	2,63
SD	lo	0,96	0,84	0,84	0,88	0,88	0,72	0,86	0,83
	mi	0,90	0,84	0,76	0,87	0,77	0,64	0,80	0,75
	hi	0,62	0,81	0,69	0,96	0,76	0,68	0,95	0,92
F		51,900	19,225	28,375	29,476	46,602	37,181	11,169	6,332
df		2,893	2,879	2,901	2,889	2,889	2,892	2,888	2,869
p		< 0,001	< 0,001	< 0,001	< 0,001	< 0,001	< 0,001	< 0,001	0,002

lo = low (No diploma, Volksschule or Hauptschule); mi = mid (Realschule); hi = high (Fachabitur and above).

Scale		Anti-Palestinian attitudes			anti-Israeli attitudes		
		AP	TK	IK	PI01	PI02	IA2
M	lo	2,16	2,93	2,79	3,24	2,99	2,31
	mi	2,12	2,94	2,70	3,12	2,95	2,16
	hi	1,76	2,76	2,27	2,97	3,00	1,93
SD	lo	0,66	0,48	0,89	0,73	0,40	0,73
	mi	0,67	0,48	0,79	0,69	0,37	0,66
	hi	0,63	0,51	0,82	0,77	0,37	0,71
F		30,747	12,184	28,906	10,008	1,275	20,801
df		2,907	2,900	2,898	2,918	2,920	2,916
p		< 0,001	< 0,001	< 0,001	< 0,001	0,280	< 0,001

lo = low (No diploma, Volksschule or Hauptschule); mi = mid (Realschule); hi = high (Fachabitur and above).

13.6 Differences with respect to participants' place of residence

Scale		Anti-Semitism						Anti-Zionism	
		MA1	MA2	MA3	SA1	SA3	LA	IA1	PA
M	lo	1,83	2,50	2,00	3,26	2,39	2,26	3,00	2,81
	hi	1,78	2,40	1,96	3,10	2,24	2,14	2,85	2,79
SD	lo	0,89	0,85	0,79	0,89	0,86	0,70	0,88	0,83
	hi	0,89	0,83	0,80	0,94	0,85	0,70	0,86	0,83
t		0,735	1,508	0,615	2,360	2,221	2,218	2,142	0,296
df		930	917	937	927	925	929	924	904
p		0,462	0,132	0,539	0,018	0,027	0,027	0,032	0,767

lo = less than 20.000; hi = 20.000 or more.

Scale		Anti-Palestinian attitudes			anti-Israeli attitudes		
		AP	TK	IK	PI01	PI02	IA2
M	lo	2,06	2,95	2,75	3,12	2,96	2,12
	hi	2,03	2,86	2,56	3,13	2,98	2,16
SD	lo	0,67	0,48	0,85	0,71	0,38	0,72
	hi	0,68	0,50	0,86	0,74	0,38	0,71
t		0,727	2,333	2,926	-0,168	-0,602	-0,760
df		943	935	935	956	957	953
p		0,467	0,020	0,004	0,866	0,547	0,447

lo = less than 20.000; hi = 20.000 or more.

13.7 Differences with respect to participants' preference of political parties

Scale		Anti-Semitism						Anti-Zionism	
		MA1	MA2	MA3	SA1	SA3	LA	IA1	PA
M	LI	1,76	2,33	1,88	3,00	2,14	2,05	2,86	2,91
	GR	1,50	2,31	1,80	3,05	2,05	2,03	2,81	2,74
	SP	1,75	2,40	1,92	3,09	2,21	2,11	2,78	2,71
	CU	2,00	2,52	2,10	3,28	2,46	2,35	2,96	2,83
	FP	1,60	2,33	1,85	3,22	2,12	2,26	2,84	2,79
	NP	3,23	3,56	2,99	3,97	3,37	2,98	3,77	3,53
SD	LI	0,88	0,73	0,75	1,03	0,83	0,62	0,89	0,91
	GR	0,70	0,82	0,69	0,91	0,77	0,68	0,86	0,83
	SP	0,86	0,78	0,79	0,89	0,84	0,69	0,80	0,76
	CU	0,96	0,86	0,84	0,85	0,85	0,73	0,81	0,84
	FP	0,72	0,83	0,57	0,85	0,72	0,66	0,95	0,61
	NP	0,88	0,73	1,01	0,41	0,68	0,54	0,86	0,91
F		14,679	7,292	8,382	4,588	10,826	9,388	4,253	3,424
df		5, 751	5, 739	5, 757	5, 749	5, 748	5, 749	5, 745	5, 731
p		< 0,001	< 0,001	< 0,001	< 0,001	< 0,001	< 0,001	0,001	0,005

LI = PDS/Die Linke; GR = Bündnis 90/Die Grünen; SP = SPD; CU = CDU/CSU; FP = FDP; NP = NPD, Republikaner etc.

Scale		Anti-Palestinian attitudes			anti-Israeli attitudes		
		AP	TK	IK	PI01	PI02	IA2
M	LI	1,90	2,89	2,60	3,30	3,01	2,14
	GR	1,86	2,78	2,41	2,96	2,98	1,97
	SP	2,06	2,91	2,60	3,09	2,94	2,10
	CU	2,27	2,95	2,75	3,09	2,97	2,23
	FP	2,07	2,96	2,74	3,09	2,89	2,22
	NP	2,11	2,86	2,96	3,81	3,41	3,12
SD	LI	0,67	0,49	0,83	0,68	0,41	0,72
	GR	0,66	0,51	0,83	0,78	0,37	0,63
	SP	0,68	0,49	0,89	0,73	0,35	0,72
	CU	0,63	0,48	0,91	0,74	0,37	0,73
	FP	0,68	0,48	0,92	0,74	0,30	0,69
	NP	0,69	0,52	0,72	0,76	0,49	0,63
F		8,858	2,657	3,440	6,084	4,647	8,317
df		5, 761	5, 755	5, 756	5, 771	5, 773	5, 769
p		< 0,001	0,022	0,004	< 0,001	< 0,001	< 0,001

LI = PDS/Die Linke; GR = Bündnis 90/Die Grünen; SP = SPD; CU = CDU/CSU; FP = FDP; NP = NPD, Republikaner etc.

14. The effect of participants' human rights orientation on anti-Semitic, anti-Zionist, anti-Israeli and anti-Palestinian attitudes, moral disengagement, pacifism and participants' knowledge about the Israeli-Palestinian conflict, and the way how they position themselves to the conflict

14.1 Anti-Semitism

	K3	K2	G1	K1	G2
MA1	1,33	1,44	2,03	2,06	2,01
MA2	1,99	2,20	2,42	2,64	2,67
MA3	1,54	1,74	2,12	2,17	2,12
SA1	2,51	2,94	3,19	3,35	3,42
SA3	1,70	2,01	2,49	2,54	2,45
LA	1,77	1,90	2,35	2,41	2,26

	MA1	MA2	MA3	SA1	SA3	LA
F	31,350	23,106	23,226	28,220	35,144	33,798
df	4, 936	4, 923	4, 943	4, 933	4, 932	4, 934
p	< 0,001	< 0,001	< 0,001	< 0,001	< 0,001	< 0,001

14.2 Ant-Zionism

	K3	K2	G1	K1	G2
IA1	2,56	2,72	2,95	3,03	3,05
PA	2,45	2,75	2,77	2,86	3,01

	IA1	PA
F	10,646	9,431
df	4, 931	4, 910
p	< 0,001	< 0,001

14.3 Anti-Israeli attitudes

	K3	K2	G1	K1	G2
IA2	1,77	1,98	2,28	2,36	2,19
PI01	3,01	2,96	3,19	3,15	3,31
PI02	3,05	2,92	3,00	2,91	3,09
Krit01p	1,53	1,99	2,33	2,69	2,78

	IA2	PI01	PI02	krit01p
F	22,084	7,047	9,314	27,446
df	4, 957	4, 960	4, 961	4, 975
p	< 0,001	< 0,001	< 0,001	< 0,001

14.4 Anti-Palestinian attitudes

	K3	K2	G1	K1	G2
AP	1,55	1,76	2,02	2,20	2,14
TK	2,69	2,82	2,75	2,99	3,01
IK	2,08	2,36	2,54	2,87	2,85

	AP	TK	IK
F	34,250	14,433	31,123
df	4, 949	4, 942	4, 942
p	< 0,001	< 0,001	< 0,001

14.5 Moral disengagement, pacifism and knowledge about the Israeli-Palestinian conflict

	K3	K2	G1	K1	G2
MOR	2,39	2,98	2,75	3,29	3,43
PAZ	4,30	3,77	3,66	3,28	3,60
IQ	11,59	8,99	8,54	7,29	7,44

	PAZ	MOR	IQ
F	45,963	51,440	10,986
df	4, 918	4, 967	4, 975
p	<0,001	<0,001	<0,001

14.6 Positioning to the Israeli-Palestinian conflict

	POSI-Class 7, 8 & 9: No Position	POSI-Class 6: Ambivalent peace frame with sympathy for Israel	POSI-Class 5: Pro-Israeli war frame	POSI-Class 4: Pro-Palestinian peace frame	POSI-Class 2: Ambivalent peace frame with sympathy for Palestinians	POSI-Class 1: Pro-Palest peace frame "on the edge of a war frame"	POSI-Class 3: Pro-Palestinian war frame
K3	0,085	0,031	0,132	0,186	0,062	0,364	0,140
K2	0,059	0,123	0,073	0,041	0,292	0,365	0,046
G1	0,275	0,073	0,156	0,128	0,128	0,101	0,138
K1	0,199	0,193	0,070	0,049	0,346	0,101	0,043
G2	0,102	0,092	0,128	0,230	0,112	0,184	0,153

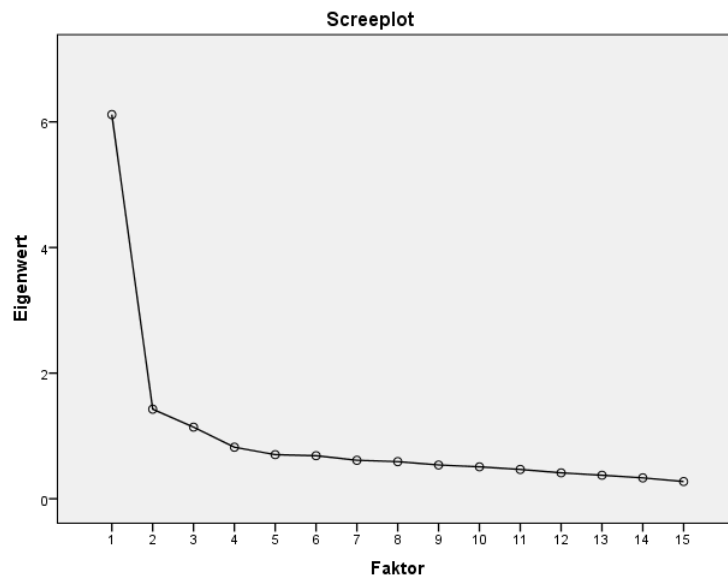
	Chi-Square	df	p
POSI	275,216	24	< 0,001

15. Correlations between anti-Semitic, anti-Zionist, anti-Israeli and anti-Palestinian attitudes

Corr.	MA1	MA2	MA3	SA1	SA3	LA	IA1	PA	IA2	PI01	PI02	AP	TK	IK	krit01p
MA1	-	0,52	0,62	0,36	0,68	0,55	0,39	0,34	0,40	0,29	0,02	0,41	0,19	0,33	0,61
MA2	,000	-	0,51	0,45	0,61	0,54	0,56	0,42	0,39	0,34	0,16	0,30	0,21	0,39	0,55
MA3	,000	,000	-	0,41	0,62	0,50	0,45	0,38	0,41	0,25	0,08	0,40	0,15	0,34	0,58
SA1	,000	,000	,000	-	0,51	0,45	0,43	0,33	0,28	0,28	0,09	0,26	0,16	0,39	0,51
SA3	,000	,000	,000	,000	-	0,59	0,54	0,43	0,43	0,34	0,12	0,37	0,19	0,43	0,67
LA	,000	,000	,000	,000	,000	-	0,48	0,39	0,41	0,28	0,10	0,36	0,16	0,33	0,53
IA1	,000	,000	,000	,000	,000	,000	-	0,49	0,33	0,37	0,22	0,20	0,19	0,33	0,51
PA	,000	,000	,000	,000	,000	,000	,000	-	0,24	0,28	0,20	0,18	0,15	0,29	0,43
IA2	,000	,000	,000	,000	,000	,000	,000	,000	-	0,36	0,06	0,28	0,06	0,19	0,42
PI01	,000	,000	,000	,000	,000	,000	,000	,000	,000	-	0,25	0,11	0,02	0,09	0,35
PI02	,247	,000	,011	,003	,000	,003	,000	,000	,030	,000	-	-,13	0,03	0,07	0,13
AP	,000	,000	,000	,000	,000	,000	,000	,000	,000	,000	,000	-	0,28	0,38	0,34
TK	,000	,000	,000	,000	,000	,000	,000	,000	,029	,288	,175	,000	-	0,36	0,20
IK	,000	,000	,000	,000	,000	,000	,000	,000	,000	,006	,020	,000	,000	-	0,42
krit01p	,000	,000	,000	,000	,000	,000	,000	,000	,000	,000	,000	,000	,000	,000	Sign.

16. Principal-Components-Analysis of the correlation matrix

16.1 Screeplot



16.2 Unrotated PCA-solution

Factor No.	Explained Variance		
	Total	%	Cum. %
1	6,116	40,774	40,774
2	1,426	9,506	50,280
3	1,140	7,603	57,883

Unrotated Factor Loadings			
Factor No.	1	2	3
SA3	,840	-,015	-,091
krit01p	,805	,006	-,048
MA2	,764	,078	,050
MA1	,755	-,140	-,262
MA3	,749	-,082	-,202
LA	,739	-,006	-,122
IA1	,702	,251	,179
SA1	,646	,010	,103
PA	,589	,224	,237
IA2	,569	,116	-,378
IK	,559	-,366	,420
AP	,508	-,538	-,108
PI01	,469	,508	-,101
TK	,308	-,440	,588
PI02	,184	,626	,466

16.3 VARIMAX-rotated PCA-solution

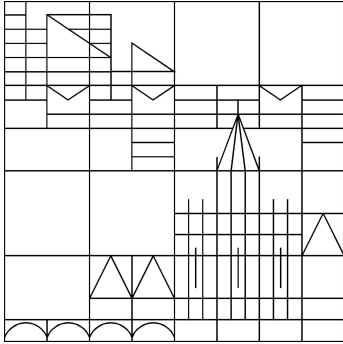
Factor No.	Explained Variance		
	Totalt	%	Cum. %
1	5,109	34,059	34,059
2	1,847	12,316	46,375
3	1,726	11,508	57,883

VARIMAX-rotated Factor Loadings			
Factor No.	1	2	3
MA1	,795	,157	-,035
SA3	,791	,237	,179
MA3	,762	,164	,041
krit01p	,740	,243	,208
LA	,715	,173	,141
IA2	,675	-,145	,058
MA2	,658	,257	,305
IA1	,541	,227	,495
SA1	,530	,294	,245
AP	,515	,418	-,345
PI01	,452	-,210	,489
PA	,414	,245	,471
IK	,319	,717	,083
TK	,021	,795	,039
PI02	-,060	,031	,799

References

- Akaike, H. (1987). Factor Analysis and AIC. *Psychometrika*, 52, 317-332.
- Bergmann, W. & Erb, R. (1986). Kommunikationslatenz, Moral und öffentliche Meinung. Theoretische Überlegungen zum Antisemitismus in der Bundesrepublik Deutschland. *Kölner Zeitschrift für Soziologie und Sozialpsychologie*, 38, 223-246.
- Bergmann, W. & Erb, R. (1991a) 'Mir ist das Thema Juden irgendwie unangenehm.' Kommunikationslatenz und die Wahrnehmung des Meinungsklimas im Fall des Antisemitismus. *Kölner Zeitschrift für Soziologie und Sozialpsychologie*, Vol 43(3), 502-519.
- Bergmann, W. & Erb, R. (1991b). *Antisemitismus in der Bundesrepublik Deutschland: Ergebnisse der empirischen Forschung von 1946-1989*. Opladen: Leske + Budrich.
- Bozdogan, H. (1987). Model selection for Akaike's information criterion (AIC). *Psychometrika*, 53, 345-370.
- Billig, M. (2001). Humour and hatred: the racist jokes of the Ku Klux Klan. *Discourse and Society*, 12, 291-313
- Cohrs, J.C., Kielmann, S.O. Moschner, B. & Maes, J. (2002). Befragung zum 11. September 2001 und den Folgen: Grundideen, Operationalisierungen und deskriptive Ergebnisse der ersten Erhebungsphase. Berichte aus der Arbeitsgruppe „Verantwortung, Gerechtigkeit, Moral“, Nr. 148. <http://psydok.sulb.uni-saarland.de/volltexte/2004/103/pdf/beri148.pdf>
- Dengler, S. (2010a): Does it matter how we assess anti-Semitic attitudes? Perspectives from Discourse Theory and the Sociological Concept of Social Latency. *Diskussionsbeiträge der Projektgruppe Friedensforschung Konstanz*, Nr. 66. http://www.regener-online.de/books/diskuss_pdf/66.pdf

- Dengler, S. (2010b): Rezeptionsweisen von Filmdokumentationen des Holocaust. Kursorische Filmanalysen und Konzeption einer empirischen Befragung. *Diskussionsbeiträge der Projektgruppe Friedensforschung Konstanz*, Nr. 68. http://www.regener-online.de/books/diskuss_pdf/68.pdf
- Eckstein-Jackson, L. & Sparr, J. (2005). Introducing a new scale for the measurement of moral disengagement in peace and conflict research. *conflict & communication online*, 4/2, 1-16. http://www.cco.regener-online.de/2005_2/pdf_2005_2/es.pdf
- Frindte, W. (2006). *Inszenierter Antisemitismus*. Wiesbaden: VS Verlag für Sozialwissenschaften.
- Frindte, W., Funke, F., & Jacob, S. (1999). Neu-alte Mythen über Juden: Ein Forschungsbericht [Recent and old myths about Jews. A research report]. In: R. Dollase, T. Kliche, & H. Moser (eds.), *Politische Psychologie der Fremdenfeindlichkeit. Opfer, Täter, Mittäter* (pp. 119-130). Weinheim: Juventa.
- Goodman, L.A. (1972). A modified multiple regression approach to the analysis of dichotomous variables. *American Sociological Review*, 37, 28-46.
- Heyder, A., Iser, J. & Schmidt, P. (2005). Israelkritik oder Antisemitismus? Meinungsbildung zwischen Öffentlichkeit, Medien und Tabus. In: Wilhelm Heitmayer (Hrsg.), *Deutsche Zustände*, Folge 2. Frankfurt a.Main., Suhrkamp, S. 144-165.
- Kahane A. (2004). *Ich sehe was, was du nicht siehst*. Berlin: Rowohlt.
- Kempf, W. (2009): Is anti-Semitism a homogenous construct? *Diskussionsbeiträge der Projektgruppe Friedensforschung Konstanz*, Nr. 63. http://www.regener-online.de/books/diskuss_pdf/63.pdf
- Kempf, W. (2010): Patterns of criticising Israel and their relationship to modern anti-Semitism. *conflict & communication online*, 9/1. http://www.cco.regener-online.de/2010_1/pdf/kempf-2010.pdf
- Kempf, W. (2011): Mental Models of the Israeli-Palestinian Conflict. *Journal for the Study of Antisemitism*, 3/2, 101-136.
- Kempf, W. (2012). Scorebildung, klassische Testtheorie und Item-Response-Modelle in der Einstellungsmessung. In: Kempf, W. & Langeheine, R. (eds.). *Item-Response-Modelle in der sozialwissenschaftlichen Forschung*. Berlin: regener.
- Kempf, W. & Thiel, S. (2012). On the interaction between media frames and individual frames of the Israeli-Palestinian conflict. *conflict & communication online*, 11/2. http://www.cco.regener-online.de/2012_2/pdf/kempf-thiel-neu.pdf
- König, C. (in print): Die Erfahrung deutscher Volontäre mit dem israelisch-palästinensischen Konflikt: Positionierung, emotionale Ambivalenz und emotionale Nähe. *conflict & communication online*, 12/2 (2013) http://www.cco.regener-online.de/2013_2/pdf/koenig.pdf
- Krell, G. & Müller, H. (2012). Noch ein Krieg im Nahen Osten? Zum misslungenen Anstoß von Günter Grass zu einer überfälligen öffentlichen Debatte. *HSFK Report*, 2/2012.
- Mattusek, M. (2013). Die Gefahr droht nicht von ewig gestrigen Nazi-Rülpsern, sondern aus dem linken Milieu. *Idea-Spektrum* 4, 24. Januar 2013, 15.
- Melzer, A. (2011), Eine Debatte, die keine war, über Antisemitismus, der keiner ist. Protokoll einer Hexenjagd im Deutschen Bundestag. *Der Semit*, 3/Sondernummer 1/2011, 4-31.
- Petzold, S. (2004). *Antisemitische Einstellungen in Deutschland – Eine Explorationsstudie*. Friedrich-Schiller-Universität Jena: Diplomarbeit.
- Rost, J. (1996). *Lehrbuch Testtheorie Testkonstruktion*. Bern: Huber.
- Sarrazin, T. (2010). *Deutschland schafft sich ab. Wie wir unser Land aufs Spiel setzen*. München: Deutsche Verlags-Anstalt.
- Schönbach, P. (1961). Reaktionen auf die antisemitische Welle im Winter 1959/1960. *Frankfurter Beiträge zur Soziologie*. Frankfurt/Main: Europäische Verlagsanstalt.
- Thiel, S. (2011): Konstruktion und Evaluation des Untersuchungsmaterials für eine experimentelle Studie der Interaktion zwischen mentalen Modellen und Medienframes des Israelisch-Palästinensischen Konflikts. *Diskussionsbeiträge der Projektgruppe Friedensforschung Konstanz*, Nr. 71. http://www.regener-online.de/books/diskuss_pdf/71.pdf



Universität Konstanz
Postfach 5560 D 125
D-78457 Konstanz
Naturwissenschaftliche Fakultät
Fachbereich Psychologie
Projektgruppe Friedensforschung

Prof. Dr. Wilhelm Kempf
E-Mail: Wilhelm.Kempf@uni-konstanz.de

Susanne Dengler M.A.
E-Mail: Susanne.Dengler@uni-konstanz.de

Dipl.-Psych. Stephanie Thiel
E-Mail: Stephanie.Thiel@uni-konstanz.de

Umgang mit Konflikten

Liebe Teilnehmerin, lieber Teilnehmer,

Immer wieder werden wir in unserem täglichen Leben mit vielfältigen Konflikten konfrontiert. Manche betreffen uns direkt, während wir von anderen nur aus der Zeitung, dem Radio oder dem Fernsehen erfahren. Unser Umgang mit solchen Konflikten ist dabei sehr individuell und hängt nicht zuletzt von unseren Einstellungen und Erfahrungen ab.

Mit dieser Untersuchung möchten wir Aufschluss darüber gewinnen, wie Menschen Konflikte wahrnehmen und beurteilen und welche Lösungsmöglichkeiten sie für die jeweilige Situation bevorzugen. In diesem Fragebogen werden Sie Fragen zu verschiedenen Formen von Konflikten vorfinden, die vielleicht nicht direkt mit Ihnen zu tun haben. Wir bitten Sie darum, jeweils anzugeben, welche der vorgeschlagenen Antworten am ehesten Ihre Meinung wiedergibt.

Bitte beantworten Sie die Fragen in der vorgegebenen Reihenfolge. Anmerkungen oder Kommentare dürfen Sie gerne an den Rand schreiben. Es wird vielleicht Fragen geben, die schwierig zu beantworten sind. Bitte versuchen Sie trotzdem zu antworten, denn es ist für die spätere Auswertung der Ergebnisse sehr wichtig, dass Ihr Fragebogen vollständig ist. Ihre Angaben werden vertraulich und völlig anonym behandelt und ausgewertet.

Wir danken Ihnen sehr herzlich für Ihre Teilnahmebereitschaft.

Bitte geben Sie hier eine Verschlüsselung nach dem folgenden Prinzip ein:

Die ersten zwei Buchstaben des Vornamens Ihrer Mutter (z.B. AN für Anna)	___	___
Den Tag Ihrer Geburt (z.B. 04 für den 4. eines Monats)	___	___
die ersten zwei Buchstaben des Vornamens Ihres Vaters (z.B. XA für Xaver)	___	___

1. Angaben zur Person

Zunächst bitten wir Sie, einige Angaben zu Ihrer Person zu machen. Bitte kreuzen Sie Zutreffendes an.

1. Alter

_____ Jahre

2. Geschlecht

- weiblich
- männlich

3. Familienstand

- ledig
- verheiratet / eheähnliche Gemeinschaft
- geschieden / getrennt lebend
- verwitwet

4. Staatsbürgerschaft

- deutsch
- eine andere, nämlich _____
- ich habe zwei Staatsbürgerschaften, nämlich _____ und _____
- ich habe keine Staatsbürgerschaft

5. Welche Sprache wird bei Ihnen zuhause überwiegend gesprochen?

- deutsch
- eine andere, nämlich _____
- deutsch und eine andere, nämlich _____

6. Religionszugehörigkeit

- evangelisch
- katholisch
- muslimisch
- eine andere, nämlich _____
- keine

7. Würden Sie sich als religiös bezeichnen?

- ja
- nein

8. Schulabschluss

- kein Schulabschluss
- Volks- /Hauptschulabschluss
- Realschulabschluss oder gleichwertiger Abschluss
- Abitur /Fachabitur oder gleichwertiger Abschluss

**9. Berufliche Ausbildung/(Fach-)Hochschulabschluss
(Bitte kreuzen Sie alle erreichten Abschlüsse an)**

- keinen Abschluss
- abgeschlossene Lehre/ Ausbildung
- berufsqualifizierender Schulabschluss (z.B. Fachschule, Berufsakademie etc.)
- abgeschlossenes Studium
- abgeschlossene Promotion

10. Sind Sie zurzeit erwerbstätig?

- ja, als Auszubildende/r
- ja, in einem Beruf der meiner Ausbildung entspricht
- ja, aber in einem Beruf, der meiner Ausbildung nicht gerecht wird
- nein, weil _____

11. Wie viel Geld steht Ihrem Haushalt monatlich zur Verfügung (vor Abzug von Miete, Strom, Telefon und anderen laufenden Kosten)?

- bis 500 €
- 500 bis unter 1000 €
- 1000 bis unter 1500 €
- 1500 bis unter 2000 €
- 2000 bis unter 2500 €
- 2500 bis unter 3000 €
- 3000 bis 4000 €
- mehr als 4000 €

12. Wie viele Personen leben von diesem Einkommen?

_____ Person/en

13. Wo leben Sie?

- in einer Stadt mit mehr als 1 Mio. Einwohner
- in einer Stadt mit 100.000 bis unter 1 Mio. Einwohner
- in einer Stadt mit 20.000 bis unter 100.000 Einwohner
- in einer Stadt mit 5.000 bis unter 20.000 Einwohner
- in einer Stadt mit unter 5.000 Einwohner
- in einem Dorf/auf dem Land

14. Wenn morgen Bundestagswahl wäre und Sie wahlberechtigt sind oder wenn Sie wahlberechtigt wären, welche Partei würden Sie wählen?

- CDU
- SPD
- FDP
- Bündnis 90/die Grünen
- Die Linke
- Eine andere, nämlich _____

2. Fragen zu inner- und zwischenstaatlichen Konflikten

Dieser Abschnitt befasst sich mit unterschiedlichen Stellungnahmen zu staatlicher bzw. militärischer Gewaltausübung. Wie denken Sie darüber?

	Das lehne ich voll ab	Das lehne ich eher ab	Weder..., noch ...	Dem stimme ich eher zu	Dem stimme ich voll zu
Nur wer über militärische Stärke verfügt, kann bei internationalen Konflikten erfolgreich verhandeln.	<input type="checkbox"/>	<input type="checkbox"/>	<input type="checkbox"/>	<input type="checkbox"/>	<input type="checkbox"/>
Tötung und Folter können manchmal notwendig sein, um größeres Unheil abzuwenden.	<input type="checkbox"/>	<input type="checkbox"/>	<input type="checkbox"/>	<input type="checkbox"/>	<input type="checkbox"/>
Wenn wir um militärische Hilfe gebeten werden, um einen Konflikt im Ausland zu beenden, bin ich für Kampfeinsätze der Bundeswehr im Krisengebiet.	<input type="checkbox"/>	<input type="checkbox"/>	<input type="checkbox"/>	<input type="checkbox"/>	<input type="checkbox"/>
Im Kampf für den Frieden halte ich den Einsatz bewaffneter Truppen für gerechtfertigt, wenn der Tod unschuldiger Menschen vermieden wird.	<input type="checkbox"/>	<input type="checkbox"/>	<input type="checkbox"/>	<input type="checkbox"/>	<input type="checkbox"/>
In schnellen und sauberen militärischen Aktionen können zentrale Stützpunkte feindlicher Bewegungen neutralisiert und Kollateralschäden minimiert werden.	<input type="checkbox"/>	<input type="checkbox"/>	<input type="checkbox"/>	<input type="checkbox"/>	<input type="checkbox"/>
Wenn es ihm an demokratischer Reife mangelt, kann ein Volk auch nicht beanspruchen, dass es seine Geschicke selbst in die Hand nehmen darf.	<input type="checkbox"/>	<input type="checkbox"/>	<input type="checkbox"/>	<input type="checkbox"/>	<input type="checkbox"/>
Die Androhung militärischer Gewalt ist häufig die beste Möglichkeit, Terroristen und aggressive Staaten in Schach zu halten.	<input type="checkbox"/>	<input type="checkbox"/>	<input type="checkbox"/>	<input type="checkbox"/>	<input type="checkbox"/>
Wenn der Staat die Würde einzelner Menschen verletzt, kann man nichts dagegen machen.	<input type="checkbox"/>	<input type="checkbox"/>	<input type="checkbox"/>	<input type="checkbox"/>	<input type="checkbox"/>
Terroristen sind wie Schädlinge im Kornfeld - man muss ihnen schonungslos begegnen.	<input type="checkbox"/>	<input type="checkbox"/>	<input type="checkbox"/>	<input type="checkbox"/>	<input type="checkbox"/>
Wenn ein Soldat im Krieg jemanden tötet, handelt er im Auftrag von militärischen Befehlen und trägt folglich keinerlei persönliche moralische Verantwortung für sein Tun.	<input type="checkbox"/>	<input type="checkbox"/>	<input type="checkbox"/>	<input type="checkbox"/>	<input type="checkbox"/>
Man muss etwas dagegen unternehmen, dass Europa mitunter den Tod von Flüchtlingen in Kauf nimmt, um sich vor illegalen Zuwanderern zu schützen.	<input type="checkbox"/>	<input type="checkbox"/>	<input type="checkbox"/>	<input type="checkbox"/>	<input type="checkbox"/>
Es ist unverantwortlich, auf den Einsatz militärischer Mittel zu verzichten, wenn dadurch ein Beitrag zum Frieden auf der Welt geleistet werden kann.	<input type="checkbox"/>	<input type="checkbox"/>	<input type="checkbox"/>	<input type="checkbox"/>	<input type="checkbox"/>
Es wird zu viel über die Rechte von Minderheiten geredet.	<input type="checkbox"/>	<input type="checkbox"/>	<input type="checkbox"/>	<input type="checkbox"/>	<input type="checkbox"/>
Wenn sich extreme politische Gruppierungen grausamer Verbrechen gegen die Menschheit und schwerer Verletzungen der Menschenrechte schuldig gemacht haben, haben sie keine militärische Schonung verdient.	<input type="checkbox"/>	<input type="checkbox"/>	<input type="checkbox"/>	<input type="checkbox"/>	<input type="checkbox"/>
Krieg ist ein Verbrechen gegen das Leben und daher moralisch verwerflich.	<input type="checkbox"/>	<input type="checkbox"/>	<input type="checkbox"/>	<input type="checkbox"/>	<input type="checkbox"/>
Wenn friedliche Mittel einen Konflikt nicht effektiv zu lösen vermögen, halte ich den Einsatz militärischer Interventionskräfte für gerechtfertigt.	<input type="checkbox"/>	<input type="checkbox"/>	<input type="checkbox"/>	<input type="checkbox"/>	<input type="checkbox"/>
Unser Staat sollte viel weniger Geld für Rüstung ausgeben.	<input type="checkbox"/>	<input type="checkbox"/>	<input type="checkbox"/>	<input type="checkbox"/>	<input type="checkbox"/>
Das Selbstbestimmungsrecht anderer Völker braucht uns nicht zu kümmern, weil jeder für sich selbst verantwortlich ist.	<input type="checkbox"/>	<input type="checkbox"/>	<input type="checkbox"/>	<input type="checkbox"/>	<input type="checkbox"/>

	Das lehne ich voll ab	Das lehne ich eher ab	Weder..., noch ...	Dem stimme ich eher zu	Dem stimme ich voll zu
Unter Umständen kann Krieg notwendig sein, um Gerechtigkeit zu wahren.	<input type="checkbox"/>	<input type="checkbox"/>	<input type="checkbox"/>	<input type="checkbox"/>	<input type="checkbox"/>
Wenn das Allgemeinwohl in Gefahr ist, kann es notwendig sein, die Rechte von Minderheiten einzuschränken.	<input type="checkbox"/>	<input type="checkbox"/>	<input type="checkbox"/>	<input type="checkbox"/>	<input type="checkbox"/>
Manche Verbrechen sind so bestialisch, dass der Täter damit sein Recht auf eine würdevolle Behandlung verwirkt.	<input type="checkbox"/>	<input type="checkbox"/>	<input type="checkbox"/>	<input type="checkbox"/>	<input type="checkbox"/>
Krieg ist niemals gerechtfertigt.	<input type="checkbox"/>	<input type="checkbox"/>	<input type="checkbox"/>	<input type="checkbox"/>	<input type="checkbox"/>

3. Israelisch-palästinensischer Konflikt

Der nächste Teil befasst sich mit einem Konflikt, über den wir immer wieder aus den Medien erfahren. Es geht um die Auseinandersetzung zwischen Israel und Palästina. Hier möchten wir nun gerne Ihren Bezug zu der Region, Ihre Landeskenntnisse und Ihre persönliche Einschätzung dieses Konfliktes erfahren.

Fragen zu Ihrem persönlichen Bezug zu der Region

Wie würden Sie Ihre Kenntnis des israelisch-palästinensischen Konfliktes einschätzen?	<input type="checkbox"/> Sehr gut	<input type="checkbox"/> Gut	<input type="checkbox"/> Mittelmäßig	<input type="checkbox"/> Gering	<input type="checkbox"/> Sehr gering
Wie nahe geht Ihnen der Konflikt?	<input type="checkbox"/> Sehr	<input type="checkbox"/> Ziemlich	<input type="checkbox"/> Wenig	<input type="checkbox"/> Gar nicht	<input type="checkbox"/> Ist mir egal
Welcher Seite fühlen Sie sich mehr verbunden?	<input type="checkbox"/> Israel	<input type="checkbox"/> Palästina	<input type="checkbox"/> Beiden gleichermaßen	<input type="checkbox"/> Keinem von beiden	
Sind Sie schon einmal in Israel gewesen?	<input type="checkbox"/> Mehrmals	<input type="checkbox"/> Einmal	<input type="checkbox"/> Noch nie		
Sind Sie schon einmal in den Palästinensergebieten gewesen?	<input type="checkbox"/> Mehrmals	<input type="checkbox"/> Einmal	<input type="checkbox"/> Noch nie		
Haben Sie schon mal persönlichen Kontakt mit Israelis gehabt?	<input type="checkbox"/> Ja		<input type="checkbox"/> Nein		
Haben Sie schon mal persönlichen Kontakt mit Palästinensern gehabt?	<input type="checkbox"/> Ja		<input type="checkbox"/> Nein		
Haben Sie israelische Freunde, Bekannte oder Verwandte?	<input type="checkbox"/> Ja		<input type="checkbox"/> Nein		
Haben Sie palästinensische Freunde, Bekannte oder Verwandte?	<input type="checkbox"/> Ja		<input type="checkbox"/> Nein		

Fragen zu Ihren Landeskenntnissen – ein kleines Wissensquiz

Hier finden Sie einige Fragen zu Israel und Palästina. Bitte kreuzen Sie die richtigen Antworten an. Manche Fragen sind sehr speziell, lassen Sie sich bitte davon nicht abschrecken.

Welcher Prozentsatz der israelischen Bevölkerung ist jüdisch?	
<input type="checkbox"/> Etwa 90%	<input type="checkbox"/> Etwa 25%
<input type="checkbox"/> Etwa 75%	<input type="checkbox"/> Ich weiß es nicht
<input type="checkbox"/> Etwa 50%	
Für die arabischstämmigen Israelis gelten einige Besonderheiten. Welche der folgenden sind das? (Mehrfachnennungen möglich)	
<input type="checkbox"/> Sie dürfen kein Land erwerben	<input type="checkbox"/> Sie dürfen keine Ministerposten besetzen
<input type="checkbox"/> Sie müssen nicht zur Armee	<input type="checkbox"/> Sie müssen einen erhöhten Steuersatz zahlen
<input type="checkbox"/> Sie dürfen keine Parteien gründen	<input type="checkbox"/> Ich weiß es nicht
Welche der folgenden Gebiete werden derzeit von Israel besetzt? (Mehrfachnennungen möglich)	
<input type="checkbox"/> Gaza-Streifen	<input type="checkbox"/> Teile des Westjordanlandes
<input type="checkbox"/> Golanhöhen	<input type="checkbox"/> Sinai-Halbinsel
<input type="checkbox"/> Das gesamte Westjordanland	<input type="checkbox"/> Ich weiß es nicht
Seit wann sind diese Gebiete besetzt? (Mehrfachnennungen möglich)	
<input type="checkbox"/> Seit dem Jom-Kippur-Krieg	<input type="checkbox"/> Seit dem Sechstagekrieg
<input type="checkbox"/> Seit der Staatsgründung	<input type="checkbox"/> Ich weiß es nicht
<input type="checkbox"/> Seit der ersten Intifada	
Welches der am Nahost-Konflikt beteiligten Länder erkennt das Existenzrecht Israels an? (Mehrfachnennungen möglich)	
<input type="checkbox"/> Ägypten	<input type="checkbox"/> Irak
<input type="checkbox"/> Saudi-Arabien	<input type="checkbox"/> Syrien
<input type="checkbox"/> Jordanien	<input type="checkbox"/> Ich weiß es nicht
<input type="checkbox"/> Libanon	
Wer war Yassir Arafat? (Mehrfachnennungen möglich)	
<input type="checkbox"/> Präsident der Palästinensischen Autonomiegebiete	<input type="checkbox"/> Vorsitzender der Fatah
<input type="checkbox"/> Vorsitzender der PLO	<input type="checkbox"/> Gründer der Fatah
<input type="checkbox"/> Gründer der PLO	<input type="checkbox"/> Ich weiß es nicht

Fragen zu Ihrer Einschätzung des Konflikts

	Das lehne ich voll ab	Das lehne ich eher ab	Weder ..., noch	Dem stimme ich eher zu	Dem stimme ich voll zu	Weiß nicht
Eine Lösung des israelisch-palästinensischen Konfliktes kann nur auf dem Verhandlungsweg gefunden werden.	<input type="checkbox"/>	<input type="checkbox"/>	<input type="checkbox"/>	<input type="checkbox"/>	<input type="checkbox"/>	<input type="checkbox"/>
Die Rückkehr zu den Grenzen von 1967 würde für Israel ein großes Sicherheitsrisiko darstellen.	<input type="checkbox"/>	<input type="checkbox"/>	<input type="checkbox"/>	<input type="checkbox"/>	<input type="checkbox"/>	<input type="checkbox"/>
Die palästinensischen Terroranschläge gegen die israelische Bevölkerung können durch nichts gerechtfertigt werden.	<input type="checkbox"/>	<input type="checkbox"/>	<input type="checkbox"/>	<input type="checkbox"/>	<input type="checkbox"/>	<input type="checkbox"/>
Israel ist unnachgiebig und versucht, die bestehenden Verhältnisse mit Gewalt aufrecht zu erhalten.	<input type="checkbox"/>	<input type="checkbox"/>	<input type="checkbox"/>	<input type="checkbox"/>	<input type="checkbox"/>	<input type="checkbox"/>
Die Israelis führen einen legitimen Verteidigungskrieg gegen den palästinensischen Terrorismus.	<input type="checkbox"/>	<input type="checkbox"/>	<input type="checkbox"/>	<input type="checkbox"/>	<input type="checkbox"/>	<input type="checkbox"/>
Die Juden sind ein Fremdkörper im Nahen Osten.	<input type="checkbox"/>	<input type="checkbox"/>	<input type="checkbox"/>	<input type="checkbox"/>	<input type="checkbox"/>	<input type="checkbox"/>
Die vollständige Rückgabe der besetzten Gebiete würde Israel einen dauerhaften Frieden mit den Palästinensern ermöglichen.	<input type="checkbox"/>	<input type="checkbox"/>	<input type="checkbox"/>	<input type="checkbox"/>	<input type="checkbox"/>	<input type="checkbox"/>
Die fortgesetzte Gewalt der Israelis und Palästinenser vertieft die Kluft zwischen den beiden Gesellschaften und führt zu einer Radikalisierung auf beiden Seiten.	<input type="checkbox"/>	<input type="checkbox"/>	<input type="checkbox"/>	<input type="checkbox"/>	<input type="checkbox"/>	<input type="checkbox"/>
Die Palästinenser führen einen legitimen Befreiungskrieg gegen die israelische Besatzung.	<input type="checkbox"/>	<input type="checkbox"/>	<input type="checkbox"/>	<input type="checkbox"/>	<input type="checkbox"/>	<input type="checkbox"/>
Was die Israelis den Palästinensern antun, ähnelt dem, was die Nazis den Juden angetan haben.	<input type="checkbox"/>	<input type="checkbox"/>	<input type="checkbox"/>	<input type="checkbox"/>	<input type="checkbox"/>	<input type="checkbox"/>
Ein Mehr an Nachgiebigkeit würde den Palästinensern einen dauerhaften Frieden mit Israel ermöglichen.	<input type="checkbox"/>	<input type="checkbox"/>	<input type="checkbox"/>	<input type="checkbox"/>	<input type="checkbox"/>	<input type="checkbox"/>
So lange Israel den Konflikt (nur) mit militärischen Mitteln zu kontrollieren versucht, wird seine Bevölkerung einer ständigen Bedrohung durch palästinensische Gewalt ausgesetzt sein.	<input type="checkbox"/>	<input type="checkbox"/>	<input type="checkbox"/>	<input type="checkbox"/>	<input type="checkbox"/>	<input type="checkbox"/>
Israel ist allein schuldig an der Entstehung und Aufrechterhaltung der Konflikte im Nahen Osten.	<input type="checkbox"/>	<input type="checkbox"/>	<input type="checkbox"/>	<input type="checkbox"/>	<input type="checkbox"/>	<input type="checkbox"/>
Der israelische Staat muss zur Anerkennung der Rechte der Palästinenser gezwungen werden.	<input type="checkbox"/>	<input type="checkbox"/>	<input type="checkbox"/>	<input type="checkbox"/>	<input type="checkbox"/>	<input type="checkbox"/>
Die Israelis sind Besatzer und haben in den Palästinensergebieten nichts zu suchen.	<input type="checkbox"/>	<input type="checkbox"/>	<input type="checkbox"/>	<input type="checkbox"/>	<input type="checkbox"/>	<input type="checkbox"/>
Israel ist ein Staat, der über Leichen geht.	<input type="checkbox"/>	<input type="checkbox"/>	<input type="checkbox"/>	<input type="checkbox"/>	<input type="checkbox"/>	<input type="checkbox"/>
Mit Konsequenz und militärischer Stärke kann die Existenz Israels langfristig gesichert werden.	<input type="checkbox"/>	<input type="checkbox"/>	<input type="checkbox"/>	<input type="checkbox"/>	<input type="checkbox"/>	<input type="checkbox"/>
Es sollte von allen Beteiligten darauf hingearbeitet werden, dass die Israelis in eine angstfreie und friedliche Zukunft blicken können.	<input type="checkbox"/>	<input type="checkbox"/>	<input type="checkbox"/>	<input type="checkbox"/>	<input type="checkbox"/>	<input type="checkbox"/>
Wenn die palästinensische Führung die Gewalt nicht unterbindet, wird den Palästinensern die Gründung eines eigenen Staates nicht gewährt werden.	<input type="checkbox"/>	<input type="checkbox"/>	<input type="checkbox"/>	<input type="checkbox"/>	<input type="checkbox"/>	<input type="checkbox"/>
Das Ziel der israelischen Politik ist die fortgesetzte Unterdrückung und Entrechtung der Palästinenser.	<input type="checkbox"/>	<input type="checkbox"/>	<input type="checkbox"/>	<input type="checkbox"/>	<input type="checkbox"/>	<input type="checkbox"/>
Die palästinensische Führung ist zu Kompromissen nicht bereit und versucht, ihre Maximalziele ohne Rücksicht auf Verluste durchzusetzen.	<input type="checkbox"/>	<input type="checkbox"/>	<input type="checkbox"/>	<input type="checkbox"/>	<input type="checkbox"/>	<input type="checkbox"/>
Die Israelis sind an einer friedlichen Lösung des Nahost-Konfliktes interessiert.	<input type="checkbox"/>	<input type="checkbox"/>	<input type="checkbox"/>	<input type="checkbox"/>	<input type="checkbox"/>	<input type="checkbox"/>

	Das lehne ich voll ab	Das lehne ich eher ab	Weder ..., noch	Dem stimme ich eher zu	Dem stimme ich voll zu	Weiß nicht
Durch konsequenten bewaffneten Widerstand kann ein palästinensischer Staat erzwungen werden.	<input type="checkbox"/>	<input type="checkbox"/>	<input type="checkbox"/>	<input type="checkbox"/>	<input type="checkbox"/>	<input type="checkbox"/>
Es wäre besser, wenn die Juden den Nahen Osten verlassen würden.	<input type="checkbox"/>	<input type="checkbox"/>	<input type="checkbox"/>	<input type="checkbox"/>	<input type="checkbox"/>	<input type="checkbox"/>
Wenn sie den Nahen Osten verlassen (müssen), sollten die aus Deutschland emigrierten Juden hierher zurückkehren.	<input type="checkbox"/>	<input type="checkbox"/>	<input type="checkbox"/>	<input type="checkbox"/>	<input type="checkbox"/>	<input type="checkbox"/>
Ein Kompromiss mit Israel würde den Ausverkauf der palästinensischen Interessen bedeuten.	<input type="checkbox"/>	<input type="checkbox"/>	<input type="checkbox"/>	<input type="checkbox"/>	<input type="checkbox"/>	<input type="checkbox"/>
Die Bundesregierung sollte Druck auf Israel ausüben, damit es seine Palästina-Politik ändert.	<input type="checkbox"/>	<input type="checkbox"/>	<input type="checkbox"/>	<input type="checkbox"/>	<input type="checkbox"/>	<input type="checkbox"/>
Es sollte von allen Beteiligten darauf hingearbeitet werden, dass die Palästinenser ein friedliches und selbstbestimmtes Leben führen können.	<input type="checkbox"/>	<input type="checkbox"/>	<input type="checkbox"/>	<input type="checkbox"/>	<input type="checkbox"/>	<input type="checkbox"/>
Eine Lösung des israelisch-palästinensischen Konfliktes muss die Lebensbedürfnisse beider Bevölkerungen berücksichtigen.	<input type="checkbox"/>	<input type="checkbox"/>	<input type="checkbox"/>	<input type="checkbox"/>	<input type="checkbox"/>	<input type="checkbox"/>
Die palästinensische Führung muss zur Anerkennung Israels gezwungen werden.	<input type="checkbox"/>	<input type="checkbox"/>	<input type="checkbox"/>	<input type="checkbox"/>	<input type="checkbox"/>	<input type="checkbox"/>
Das Ziel der palästinensischen Führung ist die Zerstörung Israels.	<input type="checkbox"/>	<input type="checkbox"/>	<input type="checkbox"/>	<input type="checkbox"/>	<input type="checkbox"/>	<input type="checkbox"/>
Israels Militäroperationen gegen die Palästinenser sind maßlos und ungerechtfertigt.	<input type="checkbox"/>	<input type="checkbox"/>	<input type="checkbox"/>	<input type="checkbox"/>	<input type="checkbox"/>	<input type="checkbox"/>

4. Fragen zur öffentlichen Auseinandersetzung um Israelis, Palästinenser, Juden und Araber

In der öffentlichen Auseinandersetzung über den israelisch-palästinensischen Konflikt spielen mitunter auch Vorurteile hinein. Der Konflikt erhitzt ja auch bei uns die Gemüter. Im letzten Teil unseres Fragebogens finden Sie nun eine Reihe von Aussagen, die in diesem Meinungsstreit geäußert werden könnten und zum Teil über den Konflikt selbst hinausgehen. Versuchen Sie, sich in die Rolle eines Experten zu versetzen. Wie würden Sie diese Aussagen dann einschätzen? Als sachlich rechtfertigbar oder als unbegründetes Vorurteil?

	Vorurteil	Eher Vorurteil	Teils..., teils	Eher rechtfertigbar	Rechtfertigbar
Die Hamas ist eine terroristische Organisation, mit der man nicht verhandeln darf.	<input type="checkbox"/>	<input type="checkbox"/>	<input type="checkbox"/>	<input type="checkbox"/>	<input type="checkbox"/>
Die Palästinenser sind unfähig, ihre eigenen Angelegenheiten zu regeln.	<input type="checkbox"/>	<input type="checkbox"/>	<input type="checkbox"/>	<input type="checkbox"/>	<input type="checkbox"/>
Die Juden haben auf der Welt zu viel Einfluss.	<input type="checkbox"/>	<input type="checkbox"/>	<input type="checkbox"/>	<input type="checkbox"/>	<input type="checkbox"/>
Über die Juden sollte man besser nicht sprechen.	<input type="checkbox"/>	<input type="checkbox"/>	<input type="checkbox"/>	<input type="checkbox"/>	<input type="checkbox"/>
Der Zionismus hat aus den Opfern von gestern die Täter von heute gemacht.	<input type="checkbox"/>	<input type="checkbox"/>	<input type="checkbox"/>	<input type="checkbox"/>	<input type="checkbox"/>
So mancher Jude zieht aus dem Holocaust heute seinen Vorteil.	<input type="checkbox"/>	<input type="checkbox"/>	<input type="checkbox"/>	<input type="checkbox"/>	<input type="checkbox"/>
Ohne die weltweite Macht des Judentums könnte sich Israel nicht so einfach über internationales Recht hinwegsetzen.	<input type="checkbox"/>	<input type="checkbox"/>	<input type="checkbox"/>	<input type="checkbox"/>	<input type="checkbox"/>
Man darf ja nicht sagen, was man über die Juden wirklich denkt.	<input type="checkbox"/>	<input type="checkbox"/>	<input type="checkbox"/>	<input type="checkbox"/>	<input type="checkbox"/>

	Vorurteil	Eher Vorurteil	Teils..., teils	Eher rechtfertigbar	Rechtfertigbar
Die islamistischen Terroristen werden von den Palästinensern als Helden verehrt.	<input type="checkbox"/>	<input type="checkbox"/>	<input type="checkbox"/>	<input type="checkbox"/>	<input type="checkbox"/>
Wichtige Positionen in Staat und Wirtschaft sollten (besser) nicht mit Juden besetzt werden.	<input type="checkbox"/>	<input type="checkbox"/>	<input type="checkbox"/>	<input type="checkbox"/>	<input type="checkbox"/>
Wir sollten uns von den Juden nicht weiterhin unter Druck setzen lassen, die Palästina-Politik Israels unwidersprochen hinzunehmen.	<input type="checkbox"/>	<input type="checkbox"/>	<input type="checkbox"/>	<input type="checkbox"/>	<input type="checkbox"/>
Die Palästinenser sind rückständig und primitiv.	<input type="checkbox"/>	<input type="checkbox"/>	<input type="checkbox"/>	<input type="checkbox"/>	<input type="checkbox"/>
Der islamische Terrorismus findet starken Rückhalt bei den Muslimen auf der ganzen Welt.	<input type="checkbox"/>	<input type="checkbox"/>	<input type="checkbox"/>	<input type="checkbox"/>	<input type="checkbox"/>
Das Ziel des Zionismus war es schon immer, die Palästinenser zu vertreiben und sich ihr Land anzueignen.	<input type="checkbox"/>	<input type="checkbox"/>	<input type="checkbox"/>	<input type="checkbox"/>	<input type="checkbox"/>
Die deutsche Bevölkerung hat eine besondere Verantwortung gegenüber den Juden.	<input type="checkbox"/>	<input type="checkbox"/>	<input type="checkbox"/>	<input type="checkbox"/>	<input type="checkbox"/>
Der Holocaust ist den Juden ein willkommenes Mittel, um die Politik Israels zu rechtfertigen.	<input type="checkbox"/>	<input type="checkbox"/>	<input type="checkbox"/>	<input type="checkbox"/>	<input type="checkbox"/>
Die Juden haben einfach etwas Eigentümliches an sich und passen nicht so recht zu uns.	<input type="checkbox"/>	<input type="checkbox"/>	<input type="checkbox"/>	<input type="checkbox"/>	<input type="checkbox"/>
Es wird immer nur von der Judenverfolgung geredet. Wie die Deutschen gelitten haben, sagt keiner.	<input type="checkbox"/>	<input type="checkbox"/>	<input type="checkbox"/>	<input type="checkbox"/>	<input type="checkbox"/>
Der Zionismus ist im Grunde genommen eine Spielart des Rassismus.	<input type="checkbox"/>	<input type="checkbox"/>	<input type="checkbox"/>	<input type="checkbox"/>	<input type="checkbox"/>
Durch das Anwachsen der islamischen Bevölkerung fühlt man sich zunehmend als Fremder im eigenen Land.	<input type="checkbox"/>	<input type="checkbox"/>	<input type="checkbox"/>	<input type="checkbox"/>	<input type="checkbox"/>
„Mir ist das ganze Thema „Juden“ irgendwie unangenehm.“	<input type="checkbox"/>	<input type="checkbox"/>	<input type="checkbox"/>	<input type="checkbox"/>	<input type="checkbox"/>
Die Juden sind selber schuld, dass man sie nicht mag.	<input type="checkbox"/>	<input type="checkbox"/>	<input type="checkbox"/>	<input type="checkbox"/>	<input type="checkbox"/>
Man sollte endlich mit dem Gerede über unsere Schuld gegenüber den Juden Schluss machen.	<input type="checkbox"/>	<input type="checkbox"/>	<input type="checkbox"/>	<input type="checkbox"/>	<input type="checkbox"/>
Wenn man das wahre Gesicht der Juden erkennen will, muss man nur schauen, wie sie mit den Palästinensern umgehen.	<input type="checkbox"/>	<input type="checkbox"/>	<input type="checkbox"/>	<input type="checkbox"/>	<input type="checkbox"/>
Der Islam ist eine intolerante Religion.	<input type="checkbox"/>	<input type="checkbox"/>	<input type="checkbox"/>	<input type="checkbox"/>	<input type="checkbox"/>
Jahrzehnte nach Kriegsende sollten wir nicht mehr so viel über die Judenverfolgung reden, sondern endlich einen Schlussstrich unter die Vergangenheit ziehen.	<input type="checkbox"/>	<input type="checkbox"/>	<input type="checkbox"/>	<input type="checkbox"/>	<input type="checkbox"/>
Es ist besser, mit Juden nichts zu tun zu haben.	<input type="checkbox"/>	<input type="checkbox"/>	<input type="checkbox"/>	<input type="checkbox"/>	<input type="checkbox"/>
Die Sicherung der Vormachtstellung in der Welt ist ein wichtiges Ziel des Judentums.	<input type="checkbox"/>	<input type="checkbox"/>	<input type="checkbox"/>	<input type="checkbox"/>	<input type="checkbox"/>
Hätten sich die Juden unter Hitler stärker gewehrt, wären nicht so viele umgekommen.	<input type="checkbox"/>	<input type="checkbox"/>	<input type="checkbox"/>	<input type="checkbox"/>	<input type="checkbox"/>
Juden sind alle irgendwie gleich.	<input type="checkbox"/>	<input type="checkbox"/>	<input type="checkbox"/>	<input type="checkbox"/>	<input type="checkbox"/>
Die Juden sollten sich nicht dort hineindrängen, wo man sie nicht haben will.	<input type="checkbox"/>	<input type="checkbox"/>	<input type="checkbox"/>	<input type="checkbox"/>	<input type="checkbox"/>
Es ist das oberste Ziel des Islam, weltweit die Scharia (islamisches Recht) einzuführen.	<input type="checkbox"/>	<input type="checkbox"/>	<input type="checkbox"/>	<input type="checkbox"/>	<input type="checkbox"/>
Es gibt ein jüdisches Netzwerk, das politische und ökonomische Prozesse in der Welt entscheidend beeinflusst.	<input type="checkbox"/>	<input type="checkbox"/>	<input type="checkbox"/>	<input type="checkbox"/>	<input type="checkbox"/>

	Vorurteil	Eher Vorurteil	Teils..., teils	Eher rechtfertigbar	Rechtfertigbar
Ohne die Mithilfe der Bevölkerung hätte Hitler die Judenverfolgung nicht ins Werk setzen können.	<input type="checkbox"/>	<input type="checkbox"/>	<input type="checkbox"/>	<input type="checkbox"/>	<input type="checkbox"/>
Die Juden sind unversöhnlich und schaden Deutschland, wenn sie immer wieder mit dem Finger auf den Holocaust zeigen.	<input type="checkbox"/>	<input type="checkbox"/>	<input type="checkbox"/>	<input type="checkbox"/>	<input type="checkbox"/>
Der Islam ist mit Demokratie nicht vereinbar.	<input type="checkbox"/>	<input type="checkbox"/>	<input type="checkbox"/>	<input type="checkbox"/>	<input type="checkbox"/>
So wie sich die Juden aufgeführt haben, kann man verstehen, dass sie damals verfolgt wurden.	<input type="checkbox"/>	<input type="checkbox"/>	<input type="checkbox"/>	<input type="checkbox"/>	<input type="checkbox"/>
Mit Juden sollte man keine Geschäfte machen.	<input type="checkbox"/>	<input type="checkbox"/>	<input type="checkbox"/>	<input type="checkbox"/>	<input type="checkbox"/>
Den Palästinensern kann man nicht vertrauen.	<input type="checkbox"/>	<input type="checkbox"/>	<input type="checkbox"/>	<input type="checkbox"/>	<input type="checkbox"/>

Abschließend haben Sie Raum für Anmerkungen oder Kritik jeglicher Art, zum Beispiel zum Fragebogen oder zu konkreten Fragen. Wenn der Platz nicht reicht, schreiben Sie bitte auf der Rückseite weiter.

Herzlichen Dank für Ihre Teilnahme!

Hoffentlich war das Ausfüllen dieses Fragebogens interessant für Sie. Wir würden uns freuen, wenn Sie sich bereit erklären, an einer weiteren Untersuchung teilzunehmen, die sich mit einem ähnlichen Thema beschäftigt. Hier bekommen Sie dann auch die Gelegenheit, Fragen zu diesen Studien zu stellen.