

Wind-induced ventilation of the giant nests of the leaf-cutting ant *Atta vollenweideri*

Abstract To understand the significance of elaborate nest architecture for the control of nest climate, we investigated the mechanisms governing nest ventilation in a large field nest of *Atta vollenweideri*. Surface wind, drawing air from the central tunnels of the nest mound, was observed to be the main driving force for nest ventilation during summer. This mechanism of wind-induced ventilation has so far not been described for social insect colonies. Thermal convection, another possible force driving ventilation, contributed very little. According to their predominant airflow direction, two functionally distinct tunnel groups were identified: outflow tunnels in the upper, central region, and inflow tunnels in the lower, peripheral region of the nest mound. The function of the tunnels was independent of wind direction. Outflow of air through the central tunnels was followed by a delayed inflow through the peripheral tunnels. Leaf-cutting ants design the tunnel openings on the top of the nest with turrets which may reinforce wind-induced nest ventilation.

Introduction

Ant societies have developed a number of behavioural adaptations to cope with seasonal and daily variations of climate parameters. At the beginning of colony life, queens have to select a suitable place to found the nest (Brian 1952). After founding, the workers build and modify the nest in which, to a certain degree, an auto-

mated control of microclimate is achieved (Horstmann and Schmid 1986; Lüscher 1961).

Leaf-cutting ants (genus *Atta*) build some of the largest and most complex nests (Hölldobler and Wilson 1990). A single colony excavates 15 m³ of soil during colony growth to create a subterranean nest that houses up to five million individuals. The nests contain subterranean chambers situated at depths of up to 6 m that are connected to the nest surface and to each other by numerous tunnels (Jonkman 1980b). Inside the chambers, the ants cultivate a symbiotic fungus on collected leaf material. The fungus serves as the main food source for the developing brood and, to a lesser extent, for the adults (Martin 1987; Quinlan and Cherrett 1979; Weber 1966).

In such huge colonies, both fungus and ants consume large amounts of oxygen. Supply of fresh air as well as removal of CO₂ cannot be sufficiently achieved by diffusion because the chambers are located deep below the nest surface in soil with low porosity and high water content (Withers 1978). Thus, beside the needs for stable temperature and humidity conditions, a non-diffusive gas exchange with the environment is necessary.

In principle, there are two main driving forces for passive nest ventilation: temperature-induced (thermal convection) and wind-induced air movement.

For the giant nests of leaf-cutting ants, thermal convection has been proposed as the ventilation mechanism (Hölldobler and Wilson 1990; Weber 1972). Air movement by thermal convection requires a temperature gradient between nest and environment which can be achieved either by absorption of sunlight or by production of metabolic heat. However, due to the low heat tolerance of the fungus, colonies of leaf-cutting ants are limited in heating the nest interior. The fungus suffers severe damage at temperatures above 30°C (Powell and Stradling 1986; Quinlan and Cherrett 1978), and temperatures above 30°C have never been measured in nest areas where the fungus is located (Eidmann 1935; Weber 1972). Thus, these findings challenge the hypothesis of thermal convection in nests of leaf-cutting ants.

Electronic supplementary material to this paper can be obtained by using the Springer LINK server located at <http://dx.doi.org/10.1007/s001140100235>.

C. Kleineidam (✉) · R. Ernst · F. Roces
Biozentrum, University of Würzburg, Am Hubland,
97074 Würzburg, Germany

Present address:

C. Kleineidam, Neurobiologie, FU-Berlin,
Königin-Luise-Strasse 28–30, 14195 Berlin
e-mail: kleineidam@neurobiologie.fu-berlin.de
Tel.: +49-30-83855050, Fax: +49-30-83855455

In an earlier study we have already shown that wind, the second possible force driving nest ventilation, influences nest microclimate (Kleineidam and Roces 2000). Wind may either force air into the nest openings at the upwind side, or draw air from openings of tunnels perpendicular to wind direction, both resulting in the exchange of gases between the environment and the nest. Workers of the leaf-cutting ant *Atta vollenweideri* modify the external architecture of their nest by building complex turrets and closing most of the nest openings in autumn (Daguerre 1945; Jonkman 1980a), probably as a response to changing climatic conditions. To understand the complex co-ordinated nest building activities and to determine the significance of changes in nest architecture, a detailed knowledge of the mechanisms governing nest ventilation is necessary. In the present study we address the question of how air is exchanged in large field nests of *A. vollenweideri* by focusing on nest ventilation during summer. We describe the flow conditions in the tunnels in relation to nest architecture and as a function of wind velocity, and propose a nest ventilation mechanism that can be exploited by the ants.

Materials and methods

Field experiments were done in the National Park Río Pilcomayo, Formosa Province, Argentina (58°W; 25°S) during summer. The annual average temperature in this region is 23°C and the mean precipitation is 1,200 mm (mean relative humidity 79%). Precipitation surpasses evaporation in all months of the year except in August (Pujalte et al. 1995).

The habitat of *A. vollenweideri* is a flat palm savannah with heavy clay soil. Nest density in the research area ranged between 1–2 mature nests per hectare (Jaqueline Röschar, personal communication). A mature nest with a characteristically dome-shaped mound of about 16 m³ and a circular base (height: 1.0 m, radius: 3.1 m) was investigated as a model system. The 169 initially visible tunnels were homogeneously distributed on the mound surface and the number changed insignificantly during the investigation period of 2 months (December 1997–January 1998). The cross-sectional area of the tunnels was measured at the narrowest part of the first 10 cm away from the openings. Estimating from the size of the mound, the nest was over 4 years old, indicating that the growth phase was completed (Jonkman 1978).

Airflow velocity in the tunnels was measured with specially designed thermal anemometers (see Electronic Supplementary Material). The sensors had a bi-directional characteristic and were placed in the tunnels at a depth of 10 cm.

We recorded airflow velocity in groups of five or six tunnels simultaneously on three different days, always in the afternoon when air current by convection is expected to be largest. Recording duration ranged from 113 to 156 min and the surface wind directions were different on all days of the measurements (N/E; S/W; E/SE). Airflow velocity and direction were measured in a total of 17 tunnels homogeneously distributed over the nest surface. From the flow velocity recordings in the tunnels the ratios of inflow (F_{IN}) and outflow (F_{OUT}) were calculated as $F_{IN}=(T_{IN}/T)\times 100\%$ and $F_{OUT}=100\%-F_{IN}$, where T is the total measuring time and T_{IN} is the sum of times of inflow.

The dynamic relationships between air velocity fluctuations in the tunnels provide information about the mechanism by which wind drives nest ventilation (drawing air out and/or forcing air in). We analysed the dynamic relationships between flow transients (changes in air velocity) in different tunnels by cross-correlation. The first derivative dv/dt of the flow velocity was calculated to reduce the interfering influence of the baseline level of airflow in

the tunnels. The dv/dt time series of all tunnels were then cross-correlated with each other, showing time lags from 0 to 24 s (corresponding 0 to 12 samples).

For this analysis we used a single recording, during which the wind velocity decreased continuously. Wind direction was N/E and the total recording time was 156 min. Three independent periods of 20 min duration were selected, each representing a category of surface wind velocity. Mean wind velocity in the three categories was 6.6 m s⁻¹ (high wind), 2.2 m s⁻¹ (low wind) and 0.70 m s⁻¹ (breeze).

The dependency of airflow velocity in the tunnels on surface wind velocity was evaluated using Pearson correlations. For the calculation of correlation coefficients, the data of air velocity in the tunnels were transformed with $f(x)=x^{1/3}$ to obtain normally distributed values (Sachs 1988).

Results

Visual inspection of the nest showed that only very few of the tunnel openings, all located at the base of the mound, are used as entrances by foraging workers. We found cleared, well established foraging trails in 18 out of 169 openings at the investigated nest. At all other openings, only single workers loaded with leaves were observed during the foraging periods, suggesting that most of the tunnels serve other purposes. The openings differed in shape, and rim structures often formed a collar around the openings of the tunnels (see Electronic Supplementary Material). Other openings had no conspicuous structures. Following rain, the ants often built impressive turrets with many holes above the openings in the central area of the nest mound (see Electronic Supplementary Material).

Classification of nest tunnels and positions of tunnel openings

Individual tunnels served predominantly either as inflow tunnels (inflow ratio $F_{IN} > 50\%$) or as outflow tunnels ($F_{IN} < 50\%$), shown by the two-peaked distribution in Fig. 1 (right). The mean inflow ratio was $F_{IN}=80.9\pm 4.0\%$ ($n=8$) for inflow tunnels and $F_{IN}=18.7\pm 3.3\%$ ($n=9$) for outflow tunnels. These two categories were significantly different from each other (Mann-Whitney U test: $U=0$, $P<0.001$).

Since the tunnels could be clearly classified based on flow direction, we investigated the distribution pattern of inflow and outflow openings as a function of distance from the mound centre (top of the nest). Figure 1 (left) shows the plot of the radial distance of the tunnel openings from the centre (d_c) versus F_{IN} . A sharp separation between a central outflow region and a peripheral inflow region was found. We calculated the radius d_c of the circle separating the two regions by a non-linear regression using a sigmoidal model as $d_c=217\pm 2.3$ cm ($r=0.95$, $P<0.001$).

The flow direction in a tunnel may depend on wind direction, since wind may force air into the openings at the upwind side. To test this possibility, we classified the tunnels into two groups. One group contained all tunnel

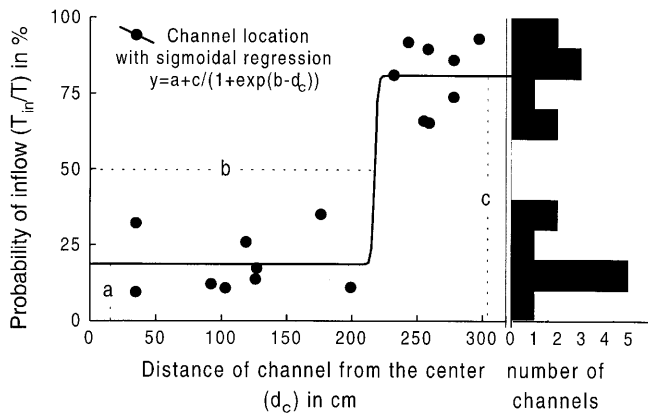


Fig. 1 Inflow probability as a function of distance from the centre of the nest (*left*). A sigmoidal regression describes more than 90% of the variance. The inflection point marks the border between inflow tunnels at the periphery and outflow tunnels in the centre. Two distinct groups representing inflow and outflow tunnels can be discriminated statistically with respect to their inflow probability (*right*)

openings oriented upwind ($n=8$) and the other group contained the openings oriented downwind ($n=9$). However, F_{IN} values of the two groups were not significantly different from each other (mean F_{IN} upwind: 54.53%, downwind: 42.12%, $U=30$, $P=0.61$, Mann-Whitney U test), indicating that the function of the tunnels does not depend on wind direction.

Relationship between wind velocity and airflow in the tunnels

In order to assess the dynamic relationship between inflow and outflow, the airflow transients (see Methods) of each of three previously identified inflow tunnels were cross-correlated with each of two outflow tunnels. We found a clear relationship between flow transients in outflow tunnels versus inflow tunnels: First, outflow transients preceded inflow transients. Second, the average delay between outflow and inflow transients depended on the mean air velocity. The average delay was 2 s at high wind velocities and 12 s in breezy conditions, shown in Fig. 2 by the mean cross-correlation coefficients for the three wind categories.

For the analysis of the influence of external wind on airflow in the tunnels, the time series of the inflow recordings were aligned based on average delay, as presented above. With this correction, the correlation coefficients of air velocities between inflow and outflow ranged from $r=0.50$ to $r=0.58$ in all wind categories and were statistically indistinguishable, whereas without correction for the delay they were considerably lower (max. $r=0.45$) and differed between wind categories. Outflow transients were not delayed to external wind transients.

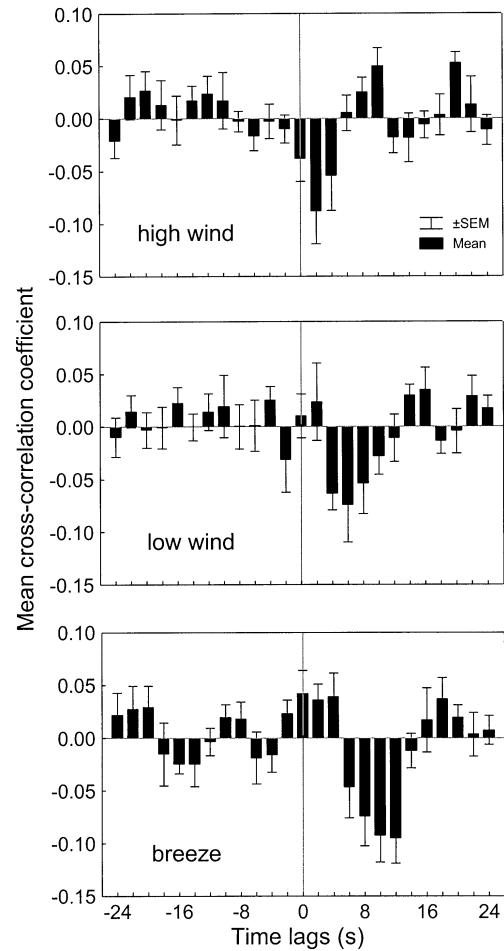


Fig. 2 Phase relation of airflow in inflow tunnels to outflow tunnels for the three different wind categories. For cross-correlation analysis, the first derivatives of the air velocities were used. Each data set of the two outflow tunnels was cross-correlated with each data set of the three inflow tunnels

As expected, the wind velocity (v_s) was correlated with the airflow velocities (v_c) in the tunnels. Figure 3 shows the scatter plot of v_c versus v_s and the linear regression for high wind conditions. The correlation between v_s and v_c in the outflow tunnels ($r=0.60$, $P<0.001$) was stronger than the correlation between v_s and v_c in the inflow tunnels ($r=0.38$, $P<0.001$) and the difference between the two correlation coefficients was statistically significant (t -test, $P<0.01$). The higher correlation coefficient r obtained from the outflow tunnels indicates that outflow depends more strongly than inflow on surface wind.

Estimation of the magnitude of wind-induced nest ventilation

Based on the airflow ratios in different tunnels, we estimated the effectiveness of wind-induced nest ventilation. We calculated the exchanged air volume using the mean flow velocities and the tunnel diameters. Even at low

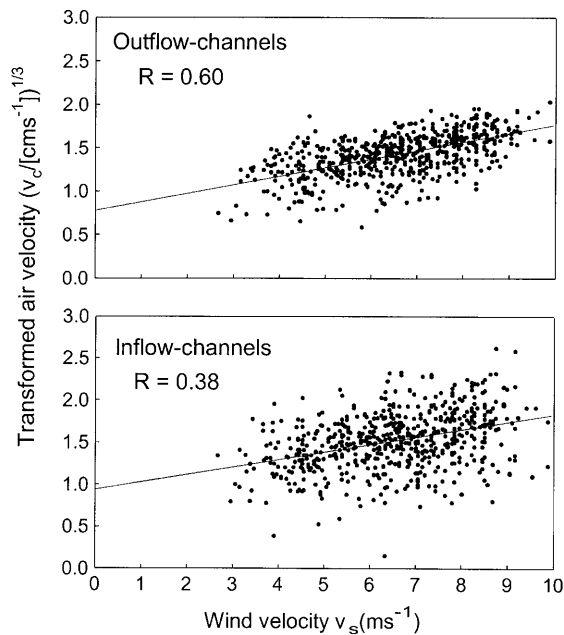


Fig. 3 Correlation between surface wind velocity and air velocity (transformed values) in two outflow tunnels (upper, pooled) and three inflow tunnels (lower, pooled). The slopes of both regressions are not significantly different. Note the higher correlation of outflow tunnels with surface wind

surface wind velocities, the estimated outflow through a single, most central tunnel was higher than $1.5 \text{ m}^3 \text{ h}^{-1}$.

Using the equation previously obtained for high wind conditions (see Fig. 3), we extrapolated the non-wind-induced airflow velocity in the tunnels. Without wind, an air velocity of only 0.48 cm s^{-1} can be expected in outflow tunnels, whereas air velocity was observed to be 1.25 , 2.58 and 4.62 cm s^{-1} at natural wind velocities of 3 , 6 and 9 m s^{-1} , respectively. The results show that, without wind, low air volumes flow through the nest, and that wind increased airflow in the tunnels between three- and tenfold.

Discussion

Wilson and Sheehy (cited in Stahel and Geijskes 1939) were the first to study nest ventilation in the leaf-cutting ants *Atta sexdens* and *Atta cephalotes*. Using small puffs of smoke presented at different openings, they observed that some nest openings 'suck in' air. Stahel and Geijskes (1939) tested the hypothesis that thermal convection is the driving force for nest ventilation, but did not find the expected dependency of nest ventilation on daily changes in environmental temperature. Conversely, Jacoby (1939) observed air movements in the central channels of *A. sexdens* nests during the night and at low temperatures, suggesting thermal convection as the driving force in this forest species. Thermal convection still is the ventilation mechanism proposed in the literature for the giant nests of leaf-cutting ants (Hölldobler and Wilson 1990; Weber 1972).

In this study we have provided evidence for a ventilation mechanism so far not described in social insects. We have shown that ventilation of *A. vollenweideri* nests during summer relies mainly on wind drawing air from the nest. Our data were obtained from a single nest. Since soil, habitat and external architecture of the nests were highly homogeneous in the studied area, we are confident that our results on wind-induced ventilation are representative of *A. vollenweideri* in their main habitat. However, other leaf-cutting ant species and also *A. vollenweideri* living in a different habitat may not be able to capitalize on wind-induced ventilation. Wind-induced nest ventilation has also been suggested for the nests of some termite species but the underlying mechanism remains unknown (Weir 1973).

Inflow and outflow did not occur arbitrarily in the tunnels of the nest of *A. vollenweideri*. The tunnels were functionally determined for inflow or outflow to a high degree (81%). The clear separation of inflow openings at the outer (lower) mound region and of outflow openings at the central (upper) region suggests a highly ordered nest architecture below the surface that ensures oxygen supply to the chambers containing fungus and brood.

Some openings at the periphery faced upwind, while the openings of the central tunnels on top of the mound were parallel to the direction of the wind. However, wind was not forced into the inflow openings and inflow of air at the periphery was observed to be independent of wind direction. Our data show that the first reaction to surface wind was outflow of air from the nest. Thus, we conclude that ventilation is driven by surface wind drawing air through the openings of tunnels at the centre of the mound.

Two different physical principles can account for this mechanism. One is a pressure difference resulting from lower pressure at the top than at the periphery of the mound. Lower pressure at the top stems from a higher local wind velocity due to the shape of the mound. The governing equation describing this phenomenon is Bernoulli's law. This principle has been proposed for the ventilation of the burrows of prairie dogs (Vogel et al. 1973). The other principle is air movement based on viscous entrainment. For termites (*Macrotermes subhyalinus*) it has been speculated, based on the mound architecture, that viscous entrainment drives nest ventilation (Darlington et al. 1997). Viscous entrainment (viscous dragging) is caused by shear stress between a fast moving fluid (surface wind) and a stagnant fluid (air in the tunnels). Our data do not allow us to distinguish between these two physical principles, which may even act simultaneously.

Workers are able to alter the shape of channel openings by building turrets which are found only centrally on the nest mound (Daguerré 1945; Jonkman 1980a; personal observations). These structures could enhance nest ventilation, both by viscous entrainment and by Bernoulli's effects. Consequently, the building of turrets on the central openings may be a colony response to unfavourable microclimatic conditions and may result in enhanced

nest ventilation, an effect that has yet to be shown experimentally (see Electronic Supplementary Material).

The unusual ability of leaf-cutting ant workers to measure absolute CO₂ concentrations (Kleineidam and Tautz 1996; Kleineidam et al. 2000) makes CO₂ one likely trigger of regulatory responses (Kleineidam and Roces 2000), and a high sensitivity to air movements, as shown for termites (Howse 1966), could serve to locate outflow channels. We hope the results of our study will stimulate further investigation on these aspects of social organization.

Our study shows that wind-induced nest ventilation, drawing air from central openings, is highly effective during summer. However, in autumn, colonies of *A. vol-lenweideri* close most (about 90%) of the nest entrances (Jonkman 1980a), so that wind-induced nest ventilation is presumably strongly reduced. Thermal convection may play an important role during cold periods as discussed for ant species living in temperate zones (Kirchner 1998). Whether or not the leaf-cutting ants rely on thermal convection for nest ventilation during winter, and exploit the wind-induced mechanisms only during summer, will be the subject of a further study.

Acknowledgements Supported by the DFG (grants SFB 251 and GK 200) and the DAAD (PW A programme 'Fundación Antorchas', Argentina). We are deeply grateful to the administration of the Parque Nacional Río Pilcomayo, and the Guardaparques for providing space and facilities at their wonderful field station 'Estero Poi'. A. Weidenmüller, A. Frick, F.-O. Lehmann and J. Tautz carefully read various versions of the manuscript and gave helpful comments. We thank B. Hölldobler and J. Núñez for helpful criticism and discussion.

References

- Brian MV (1952) The structure of a dense natural ant population. *J Anim Ecol* 21:12–24
- Daguerra JB (1945) Hormigas del género *Atta* de la Argentina (Hym.: Formicidae). *Rev Soc Entomol Argent* 12:438–460
- Darlington JPEC, Zimmermann PR, Greenberg J, Westberg C, Bakwin P (1997) Production of metabolic gases by the nests of the termite *Macrotermes jeanneli* in Kenya. *J Trop Ecol* 13:491–510
- Eidmann H (1935) Zur Kenntnis der Blattschneiderameise *Atta sexdens*. *Z Angew Entomol* 22:185–241
- Hölldobler B, Wilson EO (1990) *The ants*. Springer, Berlin Heidelberg New York
- Horstmann K, Schmid H (1986) Temperature regulation in nests of the wood ant, *Formica polyctena* (Hymenoptera: Formicidae). *Entomol Gen* 11:229–236
- Howse PE (1966) Air movement and termite behaviour. *Nature* 212:967–968
- Jacoby M (1939) A renovação do oxigênio no ninho da *Atta sexdens* L. *Bol Minist Agric Rio de Janeiro* 28:1–7
- Jonkman JCM (1978) Population dynamics of leaf-cutting ant nests in a Paraguayan pasture. *Z Angew Entomol* 87:281–293
- Jonkman JCM (1980a) The external and internal structure and growth of nests of the leaf-cutting ant *Atta vollenweideri* Forel, 1893 (Hym.: Formicidae). Part I. *Z Angew Entomol* 89:158–173
- Jonkman JCM (1980b) The external and internal structure and growth of nests of the leaf-cutting ant *Atta vollenweideri* Forel, 1893 (Hym.: Formicidae). Part II. *Z Angew Entomol* 89:217–246
- Kirchner W (1998) Schlechte Luft in Waldameisennestern? *Ameisenschutz Aktuell* 12:33–46
- Kleineidam C, Roces F (2000) Carbon dioxide concentration and nest ventilation in the nests of the leaf-cutting ant *Atta vollenweideri*. *Insectes Soc* 47:241–248
- Kleineidam C, Tautz J (1996) Perception of carbon dioxide and other "air-condition" parameters in the leaf cutting ant *Atta cephalotes*. *Naturwissenschaften* 83:566–568
- Kleineidam C, Romani R, Tautz J, Isidoro N (2000) Ultrastructure and physiology of the CO₂ sensitive sensillum ampullaceum in the leaf-cutting ant *Atta sexdens*. *Arthropod Struct Dev* 29:43–55
- Lüscher M (1961) Air-conditioned termite nests. *Sci Am* 205:138–145
- Martin MM (1987) *Invertebrate-microbial interactions*. Cornell University Press, Ithaca
- Powell RJ, Stradling DJ (1986) Factors influencing the growth of the *Attamyces bromatificus*, a symbiont of Attine ants. *Trans Br Mycol Soc* 87:205–213
- Pujalte JC, Recca AR, Balabusic AR, Canevari P, Cusato L, Fleming VP (1995) Unidades ecológicas del Parque Nacional Río Pilcomayo. Administración de Parques Nacionales, Buenos Aires
- Quinlan RJ, Cherrett JM (1978) Aspects of the symbiosis of the leaf-cutting ant *Acromyrmex octospinosus* (Reich) and its food fungus. *Ecol Entomol* 3:221–230
- Quinlan RJ, Cherrett JM (1979) The role of fungus in the diet of the leaf-cutting ant *Atta cephalotes* (L.). *Ecol Entomol* 4:151–160
- Sachs L (1988) *Statistische Methoden: Planung und Auswertung*. Springer, Berlin Heidelberg New York
- Stahel G, Geijskes DC (1939) Über den Bau der Nester von *Atta cephalotes* und *Atta sexdens*. *Rev Entomol* 10:27–78
- Vogel S, Ellington CP, Kilgore DL (1973) Wind-induced ventilation of the burrow of the Prairie-dog, *Cynomys ludovicianus*. *J Comp Physiol* 85:1–14
- Weber NA (1966) Fungus-growing ants. *Science* 153:587–604
- Weber NA (1972) Gardening ants: the Attines. *The American Philosophical Society, Philadelphia*
- Weir JS (1973) Air flow, evaporation and mineral accumulation in mounds of *Macrotermes subhyalinus* (Rambur). *J Anim Ecol* 42:509–520
- Withers PC (1978) Models of diffusion-mediated gas exchange in animal burrows. *Am Nat* 112:1101–1112