

Supporting information for

BaCO₃ Mesocrystals: New morphologies using peptide-polymer conjugates as crystallization modifiers

Tongxin Wang^{a,b}, James Mitchell^b, Hans Börner^{‡^a}, Helmut Cölfen^{§*^a}, Markus

Antonietti^{*^a}

^a *Max-Planck-Institute of Colloids and Interfaces, Department of Colloid Chemistry, Research Campus Golm, D-14424 Potsdam, Germany*

^b *Crest Center for Nanomaterials, Howard University, Washington, DC 20059, USA*

[‡] *Present address: Department of Chemistry, Humboldt-Universität zu Berlin, Brook Taylor-Str. 2, Berlin, Germany*

[§] *Present address: University of Konstanz, Physical Chemistry, Universitätsstr. 10, D-78457 Konstanz, Germany*




Figure S1: Surface cut of the witherite (110) face.




Figure S2: Surface cut of the witherite (001) face.

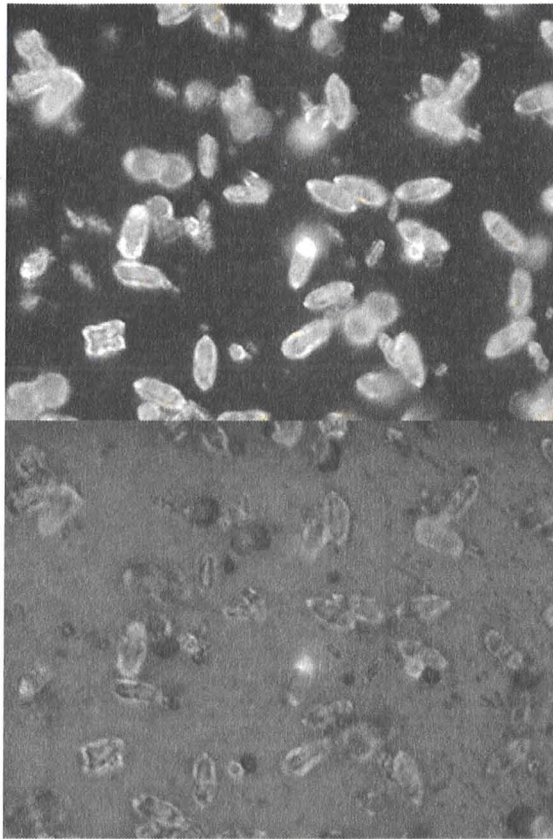


Figure S3: Polarized image of the dumbbell structure (sample Ac) showing the uniform orientation.